



## Pohar cestovnich vozu

Brno, Czech Rep  
12 – 14 September 2008



Timing and Results by MST Systems Ltd

[www.fiagt.com](http://www.fiagt.com)

[www.mstworld.com](http://www.mstworld.com)



## BRNO

13 and 14 September 2008

▲ Start line

▣ Finish & Timing "Line"

Start Line Offset 0,0m

Int 1 = @ 1,600 Km

Int 2 = @ 3,500 Km

Circuit Centerline 5,403 Km

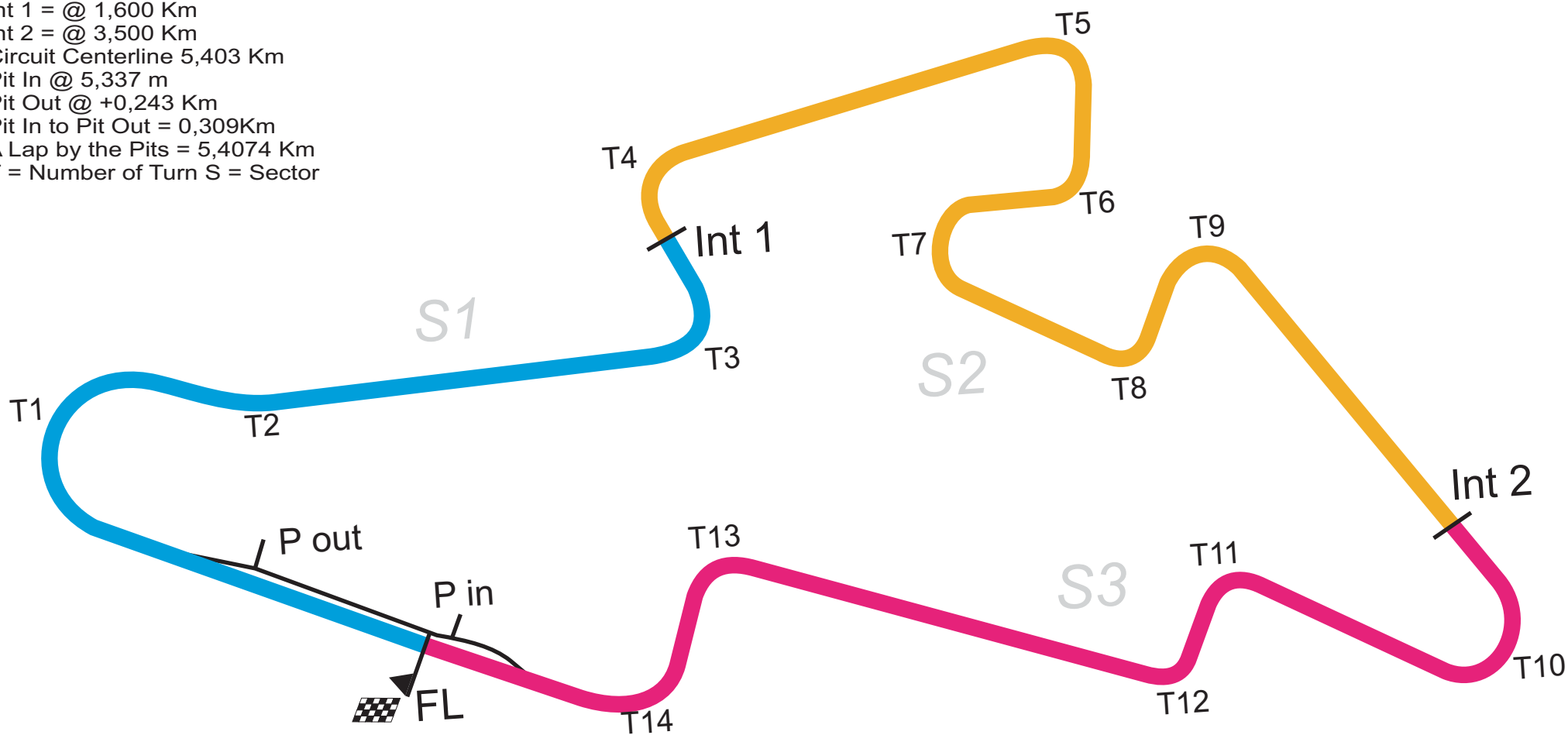
Pit In @ 5,337 m

Pit Out @ +0,243 Km

Pit In to Pit Out = 0,309Km

A Lap by the Pits = 5,4074 Km

T = Number of Turn S = Sector



## Pohar cestovnich vozu QUALIFYING 1

POS	NO	CL	DRIVER	NAT	CAR	TIME	LAPS	GAP	KPH
1	17	N35	Danis JANKO	SVK	Ferrari F430 Challenge	2:05.882	7		154.51
2	5	N35	Milan BEZAK	SUI	Porsche GT3	2:08.024	6	2.142	151.93
3	13	D35	Dan SUCHY	CZE	BMW M3 GTR	2:08.156	7	2.274	151.77
4	27	D35	Petr KACIREK	CZE	BMW M3 GTR	2:08.938	7	3.056	150.85
5	37	D35	Marcel KUSIN	CZE	BMW M3 GTR	2:10.876	7	4.994	148.62
6	110	N35	Baran ZDENKO	SVK	Ferrari F360	2:12.176	5	6.294	147.15
7	99	N35	Josef PIRIBAUER	AUT	Porsche 996 RSR	2:13.294	6	7.412	145.92
8	28	D35	Robert LUCAK	CZE	BMW M3 GTR	2:14.123	7	8.241	145.02
9	36	D35	Matej KOTRBA	CZE	BMW M3 GTR	2:14.605	7	8.723	144.50
10	40	N35	Miroslav FORMAN	CZE	BMW M3 - E92	2:16.493	5	10.611	142.50
11	52	D20	Simon KUBISTA	CZE	Alfa Romeo 156 S2000	2:17.223	6	11.341	141.74
12	60	D20	Robert PLATENIK	CZE	Skoda Fabia	2:17.579	7	11.697	141.37
13	55	D20	Vladimir OSTASEVSKI	CZE	Renault Clio	2:18.076	7	12.194	140.87
14	24	D35	Robert SENKYR	CZE	BMW M3 GTR	2:18.320	5	12.438	140.62
15	96	N35	Tibor BARTUNEK	CZE	Porsche 996 Cup	2:18.962	6	13.080	139.97
16	57	D20	Pekar JOSEF	CZE	Peugeot 306 Maxi	2:19.537	6	13.655	139.39
17	12	D35	Petr VALEK	CZE	BMW M3	2:20.394	6	14.512	138.54
18	112	D20	Radek BARES	CZE	Alfa Romeo 147 GTA	2:21.242	7	15.360	137.71
19	44	D30	Dan SKALICKY	CZE	BMW 1 - 130i	2:21.797	6	15.915	137.17
20	48	D30	Jaroslav JANCIK	CZE	BMW 1 - 130i	2:22.660	5	16.778	136.34
21	47	D30	Daniel MILDE	GER	BMW 1 - 130i	2:23.100	7	17.218	135.92
22	2	D20	Miroslav KARNY	CZE	Skoda Octavia Cup	2:24.053	7	18.171	135.02
23	39	D30	Michael JOHN	CZE	BMW 1 - 130i	2:24.315	6	18.433	134.78
24	10	N35	Petr VACIK	CZE	Ferrari F360	2:24.635	6	18.753	134.48
25	22	D30	Daniel ZELINSKY	CZE	BMW 1 - 130i	2:24.816	6	18.934	134.31
26	81	D20	Jiri JUPA	CZE	Skoda Octavia Cup	2:24.977	5	19.095	134.16
27	15	D20	Tiki IVOSEVIC	CZE	Skoda Octavia Cup	2:24.992	7	19.110	134.15
28	19	D20	Milan VANKAT	CZE	Skoda Octavia Cup	2:25.651	6	19.769	133.54
29	1	D30	Lumir FIRLA	CZE	BMW 1 - 130i	2:26.351	7	20.469	132.90
30	54	D20	Tomas ROJKA	CZE	Renault Clio	2:26.508	6	20.626	132.76
31	77	D20	Laura HAJKOVA	CZE	Skoda Octavia Cup	2:26.794	5	20.912	132.50
32	143	D30	Jan KUPCIK	CZE	BMW 1 - 130i	2:27.265	6	21.383	132.08
33	87	D30	Michal MATEJOVSKY	CZE	Seat Leon TDI	2:27.362	5	21.480	131.99
34	53	D20	Martin ZEMAN	CZE	Renault Clio	2:27.435	6	21.553	131.92
35	51	D20	Jiri SPALEK	CZE	Renault Clio	2:29.472	6	23.590	130.13
36	42	D30	Lubomir BRNA	CZE	BMW 1 - 130i	2:30.269	6	24.387	129.44
37	41	D30	Michal BALAZ	CZE	BMW 1 - 130i	2:31.769	5	25.887	128.16
38	67	D20	Jiri BAZATA	CZE	Skoda Octavia	2:34.056	2	28.174	126.25
39	45	N35	Rudolf MACHANEK	SVK	Porsche 911 GT3 RS	12:28.376	3	10:22.494	25.99
40	66	D20	Tomas KUCERA	CZE	Skoda Octavia Cup	14:12.424	2	12:06.542	22.81

Weather/Track: Sun 18°/Dry 18°

Brno  
Circuit Length = 5.4030 km.  
Start: 09:00 End: 09:19

Race Director:	Steward:	Timekeeper:
----------------	----------	-------------

# Pohar cestovnich vozu

## Qualifying 1 - Sector Analysis Report

Lap	S1 Time	S1 Spd	S2 Time	S2 Spd	S3 Time	S3 Spd	Lap Time	Pit	Lap	S1 Time	S1 Spd	S2 Time	S2 Spd	S3 Time	S3 Spd	Lap Time	Pit
<b>1 FIRLA CZE BMW 1 - 130i D30</b>																	
1	11:46.064	82.5	1:13.283	157.4	1:03.378	156.0	14:02.725		5	39.039	115.7	53.876	170.3	53.897	170.0	2:26.812	
2	44.925	103.7	58.595	173.6	55.593	167.1	2:39.113		6	39.256	119.4	53.831	172.5	53.264	167.4	2:26.351	
3	39.759	116.1	55.790	174.7	54.191	166.6	2:29.740		7	39.004	121.6	53.301	171.4	1:17.649		2:49.954	Pit
4	39.188	118.4	55.437	172.2	54.917	170.0	2:29.542										
<b>2 KARNY CZE Skoda Octavia Cup D20</b>																	
1	11:53.967	101.3	1:10.309	101.4	1:01.789	162.6	14:06.065		5	38.585	120.6	54.616	174.4	53.659	169.8	2:26.860	
2	40.013	113.3	56.135	170.6	53.916	166.6	2:30.064		6	38.443	119.8	52.923	173.9	52.687	169.5	2:24.053	
3	38.795	122.3	53.565	174.7	54.128	167.9	2:26.488		7	38.333	121.6	53.098	174.1	1:07.618		2:39.049	Pit
4	38.659	118.5	53.786	175.0	54.597	167.9	2:27.042										
<b>5 BEZAK SUI Porsche GT3 N35</b>																	
1	11:11.234	106.8	1:10.725	93.4	57.674	197.4	13:19.633		5	33.976	138.8	47.747	213.8	53.548		2:15.271	Pit
2	34.821	127.8	47.827	213.8	48.865	204.9	2:11.513		6	2:26.455	73.2	1:47.903		2:12.180		6:26.538	Pit
3	35.058	134.6	47.377	215.1	47.280	204.1	2:09.715										
4	33.555	136.0	47.107	214.7	47.362	203.3	2:08.024										
<b>10 VACIK CZE Ferrari F360 N35</b>																	
1					184.6	13:22.781		5	55.638	126.0	49.349	200.0	39.648		2:24.635		
2	2:57.535	122.0		196.7	2:09.262	3:39.518		6	43.222	128.5	48.552	200.3	1:10.061		2:41.835	Pit	
3	1:33.694	125.1	49.244	201.1		2:35.295	Pit										
4	3:26.013	129.0	48.436	201.8	28.102	4:42.551											
<b>12 VALEK CZE BMW M3 D35</b>																	
1	11:25.082	117.6	59.477	167.1	57.342	176.1	13:21.901		5	36.734	129.4	52.428	190.8	57.239		2:26.401	Pit
2	38.397	121.2	53.353	189.4	52.854	181.8	2:24.604		6	2:44.916	101.8	1:02.399	193.2	51.607	183.3	4:38.922	
3	37.284	123.5	52.191	189.1	51.581	183.6	2:21.056										
4	36.933	127.8	52.084	189.8	51.377	182.4	2:20.394										
<b>13 SUCHY CZE BMW M3 GTR D35</b>																	
1	12:24.530	95.5	1:03.112	132.6	1:02.410	167.1	14:30.052		5	34.077	134.6	46.956	203.0	47.123	198.8	2:08.156	
2	39.711	121.0	51.358	197.4	50.203	198.1	2:21.272		6	38.979	106.4	59.517	148.7	52.973	199.2	2:31.469	
3	34.552	133.3	48.050	204.5	48.689	190.4	2:11.291		7	33.635	132.8	46.719	202.2	48.578	197.8	2:08.932	
4	34.124	134.4	47.418	204.5	47.493	199.2	2:09.035										
<b>15 IVOSEVIC CZE Skoda Octavia Cup D20</b>																	
1						14:07.042		5								2:26.794	
2						2:29.375		6								2:24.992	
3						2:27.631		7								2:39.365	Pit
4						2:26.688											



Circuit Length - 5.403 kilometres  
Automotodrom  
Brno

Weather/Track: Sun / Dry

# Pohar cestovnich vozu

## Qualifying 1 - Sector Analysis Report

Lap	S1 Time	S1 Spd	S2 Time	S2 Spd	S3 Time	S3 Spd	Lap Time	Pit	Lap	S1 Time	S1 Spd	S2 Time	S2 Spd	S3 Time	S3 Spd	Lap Time	Pit
<b>17 JANKO SVK Ferrari F430 Challenge N35</b>																	
1	11:02.584	127.3	50.242	204.1	50.005	166.9	12:42.831		5	32.929	135.1	46.660	210.1	46.561	203.3	2:06.150	
2	35.219	136.3	48.947	206.5	49.371	175.3	2:13.537		6	32.898	138.6	46.787	209.3	46.197	192.5	2:05.882	
3	34.135	136.1	47.038	208.8	47.109	202.2	2:08.282		7	33.115	137.7	46.424	210.5	1:02.124		2:21.663	Pit
4	36.249	118.1	48.037	207.2	47.881	199.2	2:12.167										
<b>19 VANKAT CZE Skoda Octavia Cup D20</b>																	
1	12:08.841	89.7	1:12.772	92.2	1:04.254	160.9	14:25.867		5	38.858	118.0	53.184	171.1	53.609	163.3	2:25.651	
2	40.586	110.2	57.178	170.3	56.613	161.6	2:34.377		6	40.035	115.7	54.289	169.5	1:00.492		2:34.816	Pit
3	39.673	116.6	1:05.010	171.4	55.011	156.9	2:39.694										
4	39.205	120.9	54.348	170.3	53.560	165.8	2:27.113										
<b>22 ZELINSKY CZE BMW 1 - 130i D30</b>																	
1	11:56.676	108.9	1:10.253	97.0	1:02.023	167.7	14:08.952		5	1:53.226	117.0	53.244	175.8	53.243	171.1	3:39.713	
2	40.104	119.8	56.068	176.7	54.088	171.7	2:30.260		6	38.484	119.4	52.815	176.7	53.517	171.1	2:24.816	
3	38.628	120.1	53.372	176.4	53.852	173.6	2:25.852										
4	38.314	116.8	54.065	176.7	59.969		2:32.348	Pit									
<b>24 SENKYR CZE BMW M3 GTR D35</b>																	
1	15:28.440	96.4	1:03.069	123.9	58.970	176.7	17:30.479		4	36.964	118.0	50.664	195.2	50.692	188.8	2:18.320	
2	39.635	117.7	53.222	193.8	53.181	183.9	2:26.038		5	38.917	116.6	53.480	183.9	1:01.298		2:33.695	Pit
3	38.135	119.6	52.630	188.8	52.081	186.2	2:22.846										
<b>27 KACIREK CZE BMW M3 GTR D35</b>																	
1	12:27.195	96.6	1:02.811	129.0	1:01.700	178.5	14:31.706		5	34.225	130.5	47.975	194.9	47.824	189.4	2:10.024	
2	37.252	124.7	50.684	187.8	49.131	186.2	2:17.067		6	34.200	131.5	54.823	129.6	57.382	187.8	2:26.405	
3	34.879	126.9	48.678	191.8	48.477	188.8	2:12.034		7	34.168	130.4	47.271	193.2	47.499	190.4	2:08.938	
4	34.468	129.1	47.877	194.9	47.910	190.4	2:10.255										
<b>28 LUCAK CZE BMW M3 GTR D35</b>																	
1	12:28.838	93.9	1:02.644	130.7	1:01.884	165.8	14:33.366		5	36.053	121.4	49.435	184.9	49.917	180.3	2:15.405	
2	39.911	115.1	53.971	177.6	53.103	172.8	2:26.985		6	36.028	126.1	49.413	184.3	50.025	179.1	2:15.466	
3	38.402	122.4	51.195	182.4	50.673	179.7	2:20.270		7	35.944	129.4	48.837	184.3	49.342	180.3	2:14.123	
4	36.408	126.6	49.827	183.3	51.108	179.7	2:17.343										
<b>36 KOTRBA CZE BMW M3 GTR D35</b>																	
1	12:16.003	115.2	1:07.458	88.0	1:04.189	178.5	14:27.650		5	35.839	129.3	49.581	187.8	49.481	184.6	2:14.901	
2	40.639	125.8	56.736	143.4	55.375	182.4	2:32.750		6	35.701	128.1	50.206	184.9	49.536	184.3	2:15.443	
3	35.931	131.3	51.847	187.1	50.815	183.3	2:18.593		7	35.111	131.3	48.837	187.5	50.657	183.6	2:14.605	
4	35.615	132.6	49.478	188.1	50.252	181.5	2:15.345										



Circuit Length - 5.403 kilometres  
Automotodrom  
Brno

Weather/Track: Sun / Dry

Printed at 09:29, Friday, 12 September, 2008

© MST Systems Ltd, 2005 (www.mstworld.com)

Page 2

# Pohar cestovnich vozu

## Qualifying 1 - Sector Analysis Report

Lap	S1 Time	S1 Spd	S2 Time	S2 Spd	S3 Time	S3 Spd	Lap Time	Pit	Lap	S1 Time	S1 Spd	S2 Time	S2 Spd	S3 Time	S3 Spd	Lap Time	Pit
<b>37 KUSIN CZE BMW M3 GTR D35</b>																	
1	12:12.451	115.0	59.626	110.5	59.265	178.2	14:11.342		5	34.583	136.7	48.925	188.8	48.927	184.9	2:12.435	
2	36.355	136.5	50.163	188.4	50.151	183.0	2:16.669		6	35.201	133.0	48.558	190.8	48.537	185.5	2:12.296	
3	35.077	133.9	48.434	191.4	48.989	184.6	2:12.500		7	34.334	134.1	47.965	190.4	48.577	187.1	2:10.876	
4	35.764	135.6	48.452	190.1	48.663	186.8	2:12.879										
<b>39 JOHN CZE BMW 1 - 130i D30</b>																	
1	12:30.706	96.6	1:02.948	127.5	1:01.173	162.4	14:34.827		5	38.445	110.5	52.836	177.0	53.034	171.9	2:24.315	
2	41.583	113.3	54.476	175.8	54.438	169.5	2:30.497		6	38.067	117.6	53.304	175.8	54.060	168.4	2:25.431	
3	38.558	114.8	55.555	176.1	54.733	168.4	2:28.846										
4	38.658	115.6	54.777	177.0	53.835	167.9	2:27.270										
<b>40 FORMAN CZE BMW M3 - E92 N35</b>																	
1	12:26.422	98.8	1:02.459	141.3	1:08.063		14:36.944	Pit	4	35.715	124.1	50.499	190.8	50.295	189.1	2:16.509	
2	4:06.250	115.7	55.548	190.1	55.002	188.8	5:56.800		5	35.476	120.8	50.281	191.4	50.736	187.5	2:16.493	
3	36.240	120.0	50.361	191.8	51.095	189.1	2:17.696										
<b>41 BALAZ CZE BMW 1 - 130i D30</b>																	
1	12:43.932	99.0	1:10.482	104.5	1:07.268	155.8	15:01.682		4	40.283	119.7	55.068	173.6	56.418	165.1	2:31.769	
2	45.949	112.0	1:00.502	156.9	1:00.981	165.1	2:47.432		5	40.869	114.6	57.310	166.1	1:14.589		2:52.768	Pit
3	40.766	108.1	56.043	174.7	56.269	164.6	2:33.078										
<b>42 BRNA CZE BMW 1 - 130i D30</b>																	
1	12:03.036	84.9	1:11.589	119.0	1:05.840	156.0	14:20.465		5	40.638	110.2	54.870	175.8	55.205	166.4	2:30.713	
2	41.773	107.3	59.576	166.4	58.170	163.3	2:39.519		6	40.665	110.0	55.059	178.8	54.545	164.8	2:30.269	
3	42.178	88.8	58.217	179.7	55.326	165.8	2:35.721										
4	39.422	109.0	56.105	181.2	54.742	163.8	2:30.269										
<b>44 SKALICKY CZE BMW 1 - 130i D30</b>																	
1	11:59.083		1:12.144	116.6	1:01.352	162.8	14:12.579		5	37.469	122.3	51.766	175.6	52.562	171.1	2:21.797	
2	40.029	106.5	1:07.536	150.0	56.664	168.4	2:44.229		6	44.068	109.8	1:00.976	144.5	1:02.803		2:47.847	Pit
3	37.913	122.0	53.030	173.9	54.569	171.1	2:25.512										
4	38.043	120.9	52.445	169.8	52.702	171.4	2:23.190										
<b>45 MACHANEK SVK Porsche 911 GT3 RS N35</b>																	
1	11:21.172	93.0	1:06.291	120.9	1:13.610		13:41.073	Pit	3	37.076	119.0	51.852	204.9	1:16.289		2:45.217	Pit
2	10:38.669	118.4	54.941	197.8	54.766	197.4	12:28.376										
<b>47 MILDE GER BMW 1 - 130i D30</b>																	
1	12:38.482	109.8	58.942	130.7	59.189	168.7	14:36.613		5	38.370	120.2	53.047	175.8	52.503	169.2	2:23.920	
2	38.919	121.3	53.535	176.7	53.542	171.1	2:25.996		6	38.169	117.6	52.644	175.8	52.715	170.0	2:23.528	
3	39.043	115.7	54.085	174.7	52.745	171.1	2:25.873		7	37.906	121.0	52.283	177.3	1:07.364		2:37.553	Pit
4	38.197	120.8	52.326	175.8	52.577	169.8	2:23.100										



Circuit Length - 5.403 kilometres  
Automotodrom  
Brno

Weather/Track: Sun / Dry

Printed at 09:29, Friday, 12 September, 2008

© MST Systems Ltd, 2005 (www.mstworld.com)

Page 3

# Pohar cestovnich vozu

## Qualifying 1 - Sector Analysis Report

Lap	S1 Time	S1 Spd	S2 Time	S2 Spd	S3 Time	S3 Spd	Lap Time	Pit	Lap	S1 Time	S1 Spd	S2 Time	S2 Spd	S3 Time	S3 Spd	Lap Time	Pit
<b>48 JANCIK CZE BMW 1 - 130i D30</b>																	
1	12:08.096	108.0	1:01.345	143.2	1:01.408	170.3	14:10.849		4	37.784	126.7	52.176	174.4	52.700	171.1	2:22.660	
2	39.229	121.0	54.067	173.9	52.761	172.5	2:26.057		5	37.472	125.4	51.522	166.4	56.787		2:25.781	Pit
3	38.440	119.7	53.518	172.8	54.194	170.0	2:26.152										
<b>51 SPALEK CZE Renault Clio D20</b>																	
1	11:13.310	94.4	1:11.220	98.6	1:03.737	143.6	13:28.267		5	39.949	110.9	55.297	171.4	54.834	166.1	2:30.080	
2	45.165	103.8	59.376	127.8	58.621	161.9	2:43.162		6	39.925	113.2	54.154	171.7	55.393	166.4	2:29.472	
3	42.005	110.9	56.104	171.9	1:04.055		2:42.164	Pit									
4	1:44.532	104.8	55.220	169.0	55.214	166.1	3:34.966										
<b>52 KUBISTA CZE Alfa Romeo 156 S2000 D20</b>																	
1	11:29.053	84.7	1:08.583	120.9	1:03.083	144.3	13:40.719		5	36.475	126.1	49.962	189.4	50.786	177.6	2:17.223	
2	41.419	110.9	54.259	181.8	55.335	176.7	2:31.013		6	36.749	128.1	51.036	188.4	1:00.480		2:28.265	Pit
3	37.443	126.3	50.846	184.3	50.415	178.2	2:18.704										
4	36.552	131.2	51.368	185.5	50.854	179.7	2:18.774										
<b>53 ZEMAN CZE Renault Clio D20</b>																	
1	11:18.118	98.9	1:08.037	107.3	1:04.867	159.5	13:31.022		5	39.385	115.0	53.840	170.6	54.210	166.1	2:27.435	
2	44.462	108.2	59.095	130.9	59.285	162.8	2:42.842		6	39.414	120.2	53.785	171.7	54.939	167.7	2:28.138	
3	42.105	103.5	55.705	166.4	1:04.424		2:42.234	Pit									
4	1:45.028	113.4	54.518	171.4	54.138	166.4	3:33.684										
<b>54 ROJKA CZE Renault Clio D20</b>																	
1	11:15.220	103.9	1:10.150	100.7	1:04.429	149.7	13:29.799		5	39.436	114.4	53.530	173.9	53.542	167.7	2:26.508	
2	44.528	109.2	59.440	129.3	59.663	163.6	2:43.631		6	39.548	117.7	53.885	173.0	1:07.961		2:41.394	Pit
3	42.261	96.7	54.927	160.2	57.505	163.3	2:34.693										
4	39.139	116.2	53.379	174.4	57.694	163.1	2:30.212										
<b>55 OSTASEVSKI CZE Renault Clio D20</b>																	
1	11:21.754	83.8	1:05.832	133.4	1:04.274	173.9	13:31.860		5	37.097	127.3	50.830	184.6	50.928	178.2	2:18.855	
2	42.754	108.4	56.205	180.6	53.507	178.5	2:32.466		6	36.907	128.1	52.978	186.5	51.984	175.8	2:21.869	
3	37.966	125.2	51.525	184.9	51.865	176.1	2:21.356		7	36.646	126.7	50.621	184.9	50.809	178.2	2:18.076	
4	37.475	127.2	51.303	184.6	51.410	177.6	2:20.188										
<b>57 JOSEF CZE Peugeot 306 Maxi D20</b>																	
1	12:52.459	98.6	1:03.539	132.8	56.283	166.9	14:52.281		5	37.081	129.1	51.474	175.3	1:01.342		2:29.897	Pit
2	38.993	126.9	52.270	172.2	51.708	171.9	2:22.971		6	2:47.347	126.3	51.617	175.6	1:05.474		4:44.438	Pit
3	36.888	124.2	53.139	174.1	52.928	171.7	2:22.955										
4	37.317	119.2	51.281	177.3	50.939	176.4	2:19.537										



Circuit Length - 5.403 kilometres  
Automotodrom  
Brno

Weather/Track: Sun / Dry

Printed at 09:29, Friday, 12 September, 2008

© MST Systems Ltd, 2005 (www.mstworld.com)

Page 4

# Pohar cestovnich vozu

## Qualifying 1 - Sector Analysis Report

Lap	S1 Time	S1 Spd	S2 Time	S2 Spd	S3 Time	S3 Spd	Lap Time	Pit	Lap	S1 Time	S1 Spd	S2 Time	S2 Spd	S3 Time	S3 Spd	Lap Time	Pit
<b>60 PLATENIK CZE Skoda Fabia D20</b>																	
1	11:31.034	93.0	1:07.669	140.2	1:03.183	145.7	13:41.886		5	35.933	122.4	50.755	181.5	50.891	183.3	2:17.579	
2	40.732	111.8	55.038	185.8	56.039	177.6	2:31.809		6	36.218	129.8	1:08.540	187.1	50.437	183.9	2:35.195	
3	37.286	117.1	50.350	190.8	51.099	183.3	2:18.735		7	36.396	119.6	50.685	186.5	51.818	178.8	2:18.899	
4	36.466	117.3	50.887	187.5	51.142	183.6	2:18.495										
<b>66 KUCERA CZE Skoda Octavia Cup D20</b>																	
1	11:57.103	104.3	1:10.802	97.6	1:04.519	159.7	14:12.424										
2	41.779	106.6	1:22.368	77.4	1:28.593		3:32.740	Pit									
<b>67 BAZATA CZE Skoda Octavia D20</b>																	
1	11:43.062	80.2	1:13.365	171.9	59.169	162.1	13:55.596										
2	41.233	104.7	57.974	175.8	54.849	172.5	2:34.056										
<b>77 HAJKOVA CZE Skoda Octavia Cup D20</b>																	
1							15:13.469	Pit	4							2:26.794	
2							4:14.497		5							2:27.926	
3							2:29.425										
<b>81 JUPA CZE Skoda Octavia Cup D20</b>																	
1							18:39.633		4							2:24.977	
2							2:31.509		5							2:50.158	Pit
3							2:26.334										
<b>87 MATEJOVSKY CZE Seat Leon TDI D30</b>																	
1	11:43.869	81.3	1:01.705	165.1	57.818	161.6	13:43.392		4	39.036	117.9	55.246	142.6	1:11.405		2:45.687	Pit
2	40.662	118.9	55.560	169.2	55.112	162.8	2:31.334		5	5:28.847	117.5	52.992	169.2	58.225	119.2	7:20.064	
3	40.633	114.4	53.262	168.7	53.467	164.1	2:27.362										
<b>96 BARTUNEK CZE Porsche 996 Cup N35</b>																	
1	11:25.103	89.4	1:08.714	145.1	1:04.673	165.8	13:38.490		5	2:58.211	114.0	51.922	193.2	51.551	187.5	4:41.684	
2	43.148	109.0	57.420	192.5	55.130	180.6	2:35.698		6	36.677	124.1	51.049	196.0	51.236	183.0	2:18.962	
3	38.686	108.4	54.364	182.7	53.013	180.9	2:26.063										
4	38.228	116.7	53.052	187.8	1:00.548		2:31.828	Pit									
<b>99 PIRIBAUER AUT Porsche 996 RSR N35</b>																	
1							187.1	17:20.314	5	35.430	121.2	49.081	205.7	48.783	196.3	2:13.294	
2							189.4	2:19.344	6	34.880	123.4	48.601	204.5	1:01.612		2:25.093	Pit
3	35.555	129.6	50.602	203.0	49.863	193.8	2:16.020										
4	35.332	120.5	49.435	205.3	49.574	195.6	2:14.341										



Circuit Length - 5.403 kilometres  
Automotodrom  
Brno

Weather/Track: Sun / Dry



# Pohar cestovnich vozu

## Qualifying 1 - Sector Analysis Report

Lap	S1 Time	S1 Spd	S2 Time	S2 Spd	S3 Time	S3 Spd	Lap Time	Pit	Lap	S1 Time	S1 Spd	S2 Time	S2 Spd	S3 Time	S3 Spd	Lap Time	Pit
<b>110 ZDENKO SVK Ferrari F360 N35</b>																	
1	11:27.171	110.5			8:47.325	191.8	20:14.496		4							196.0	2:13.090
2						190.4	2:13.827		5								2:27.516 Pit
3						192.8	2:12.176										
<b>112 BARES CZE Alfa Romeo 147 GTA D20</b>																	
1	11:13.854	98.5	57.484	171.7	53.808	164.6	13:05.146		5	38.828	127.3	50.918	176.4	51.496	169.2	2:21.242	
2	39.256	123.0	52.393	173.0	52.219	167.1	2:23.868		6	37.654	125.4	57.039		58.330	163.1	2:33.023	
3	38.702	125.8	51.918	173.6	51.853	167.4	2:22.473		7	37.405	128.1	51.691	172.5	59.615		2:28.711 Pit	
4	38.112	124.2	51.887	174.7	51.527	168.7	2:21.526										
<b>143 KUPCIK CZE BMW 1 - 130i D30</b>																	
1	11:33.420	91.6	1:08.268	120.4	1:05.513	141.3	13:47.201		5	39.498	115.3	54.340	175.8	56.217	167.7	2:30.055	
2	50.852	101.1	1:06.192	112.6	1:03.916	132.5	3:00.960		6	38.900	120.2	54.037	175.0	54.328	167.9	2:27.265	
3	45.182	103.0	1:05.654	171.4	1:00.704	159.5	2:51.540										
4	41.518	118.8	55.641	175.8	55.739	166.4	2:32.898										



Circuit Length - 5.403 kilometres  
Automotodrom  
Brno

Weather/Track: Sun / Dry

Printed at 09:29, Friday, 12 September, 2008

© MST Systems Ltd, 2005 (www.mstworld.com)

Page 6

## Pohar cestovnich vozu Qualifying 1 - Best Sector Speeds Report

SECTOR 1				SECTOR 2				SECTOR 3				
POS	NO	NAME	SPEED	LAP	NO	NAME	SPEED	LAP	NO	NAME	SPEED	LAP
1	5	BEZAK	138.8	5	5	BEZAK	215.1	3	5	BEZAK	204.9	2
2	17	JANKO	138.6	6	17	JANKO	210.5	7	17	JANKO	203.3	5
3	37	KUSIN	136.7	5	99	PIRIBAUER	205.7	5	13	SUCHY	199.2	4
4	13	SUCHY	134.6	5	45	MACHANEK	204.9	3	45	MACHANEK	197.4	2
5	36	KOTRBA	132.6	4	13	SUCHY	204.5	3	99	PIRIBAUER	196.3	5
6	27	KACIREK	131.5	6	10	VACIK	201.8	4	110	ZDENKO	196.0	4
7	52	KUBISTA	131.2	4	96	BARTUNEK	196.0	6	27	KACIREK	190.4	4
8	60	PLATENIK	129.8	6	24	SENKYR	195.2	4	40	FORMAN	189.1	3
9	99	PIRIBAUER	129.6	3	27	KACIREK	194.9	4	24	SENKYR	188.8	4
10	12	VALEK	129.4	5	12	VALEK	193.2	6	96	BARTUNEK	187.5	5
11	28	LUCAK	129.4	7	40	FORMAN	191.8	3	37	KUSIN	187.1	7
12	57	JOSEF	129.1	5	37	KUSIN	191.4	3	10	VACIK	184.6	1
13	10	VACIK	129.0	4	60	PLATENIK	190.8	3	36	KOTRBA	184.6	5
14	55	OSTASEVSKI	128.1	6	52	KUBISTA	189.4	5	60	PLATENIK	183.9	6
15	112	BARES	128.1	7	36	KOTRBA	188.1	4	12	VALEK	183.6	3
16	48	JANCIK	126.7	4	55	OSTASEVSKI	186.5	6	28	LUCAK	180.3	5
17	40	FORMAN	124.1	4	28	LUCAK	184.9	5	52	KUBISTA	179.7	4
18	96	BARTUNEK	124.1	6	42	BRNA	181.2	4	55	OSTASEVSKI	178.5	2
19	2	KARNY	122.3	3	47	MILDE	177.3	7	57	JOSEF	176.4	4
20	44	SKALICKY	122.3	5	57	JOSEF	177.3	4	22	ZELINSKY	173.6	3
21	1	FIRLA	121.6	7	39	JOHN	177.0	4	48	JANCIK	172.5	2
22	47	MILDE	121.3	2	22	ZELINSKY	176.7	2	67	BAZATA	172.5	2
23	19	VANKAT	120.9	4	112	BARES	176.4	5	39	JOHN	171.9	5
24	53	ZEMAN	120.2	6	67	BAZATA	175.8	2	44	SKALICKY	171.4	4
25	143	KUPCIK	120.2	6	143	KUPCIK	175.8	4	47	MILDE	171.1	2
26	22	ZELINSKY	120.1	3	44	SKALICKY	175.6	5	1	FIRLA	170.0	4
27	41	BALAZ	119.7	4	2	KARNY	175.0	4	2	KARNY	169.8	5
28	24	SENKYR	119.6	3	1	FIRLA	174.7	3	112	BARES	169.2	5
29	45	MACHANEK	119.0	3	41	BALAZ	174.7	3	143	KUPCIK	167.9	6
30	87	MATEJOVSKY	118.9	2	48	JANCIK	174.4	4	53	ZEMAN	167.7	6
31	54	ROJKA	117.7	6	54	ROJKA	174.4	4	54	ROJKA	167.7	5
32	39	JOHN	117.6	6	51	SPALEK	171.9	3	42	BRNA	166.4	5
33	51	SPALEK	113.2	6	53	ZEMAN	171.7	6	51	SPALEK	166.4	6
34	110	ZDENKO	110.5	1	19	VANKAT	171.4	3	19	VANKAT	165.8	4
35	42	BRNA	110.2	5	87	MATEJOVSKY	169.2	2	41	BALAZ	165.1	2
36	66	KUCERA	106.6	2	66	KUCERA	97.6	1	87	MATEJOVSKY	164.1	3
37	67	BAZATA	104.7	2					66	KUCERA	159.7	1



Circuit Length - 5.403 kilometres  
Automotodrom  
Brno

Weather/Track: Sun / Dry

## Pohar cestovnich vozu Qualifying 1 - Best Sector Times Report

POS	SECTOR 1			SECTOR 2			SECTOR 3			NO	NAME	IDEAL/BEST LAP COMPARISON			DIFF
	NO	TIME	LAP	NO	TIME	LAP	NO	TIME	LAP			IDEAL	BEST	LAP	
1	17	32.898	6	17	46.424	7	10	28.102	4	10	VACIK	1:59.760	2:24.635	5	+ 24.87
2	5	33.555	4	13	46.719	7	17	46.197	6	17	JANKO	2:05.519	2:05.882	6	+ 0.363
3	13	33.635	7	5	47.107	4	13	47.123	5	13	SUCHY	2:07.477	2:08.156	5	+ 0.679
4	27	34.168	7	27	47.271	7	5	47.280	3	5	BEZAK	2:07.942	2:08.024	4	+ 0.082
5	37	34.334	7	37	47.965	7	27	47.499	7	27	KACIREK	2:08.938	2:08.938	7	+ 0.000
6	99	34.880	6	10	48.436	4	37	48.537	6	37	KUSIN	2:10.836	2:10.876	7	+ 0.040
7	36	35.111	7	99	48.601	6	99	48.783	5	99	PIRIBAUER	2:12.264	2:13.294	5	+ 1.030
8	40	35.476	5	28	48.837	7	28	49.342	7	36	KOTRBA	2:13.429	2:14.605	7	+ 1.176
9	60	35.933	5	36	48.837	7	36	49.481	5	28	LUCAK	2:14.123	2:14.123	7	+ 0.000
10	28	35.944	7	52	49.962	5	40	50.295	4	40	FORMAN	2:16.052	2:16.493	5	+ 0.441
11	52	36.475	5	40	50.281	5	52	50.415	3	60	PLATENIK	2:16.720	2:17.579	5	+ 0.859
12	55	36.646	7	60	50.350	3	60	50.437	6	52	KUBISTA	2:16.852	2:17.223	5	+ 0.371
13	96	36.677	6	55	50.621	7	24	50.692	4	55	OSTASEVSK	2:18.076	2:18.076	7	+ 0.000
14	12	36.734	5	24	50.664	4	55	50.809	7	24	SENKYR	2:18.320	2:18.320	4	+ 0.000
15	57	36.888	3	112	50.918	5	57	50.939	4	96	BARTUNEK	2:18.962	2:18.962	6	+ 0.000
16	24	36.964	4	96	51.049	6	96	51.236	6	57	JOSEF	2:19.108	2:19.537	4	+ 0.429
17	45	37.076	3	57	51.281	4	12	51.377	4	112	BARES	2:19.819	2:21.242	5	+ 1.423
18	112	37.405	7	48	51.522	5	112	51.496	5	12	VALEK	2:20.195	2:20.394	4	+ 0.199
19	44	37.469	5	44	51.766	5	47	52.503	5	48	JANCIK	2:21.694	2:22.660	4	+ 0.966
20	48	37.472	5	45	51.852	3	44	52.562	5	44	SKALICKY	2:21.797	2:21.797	5	+ 0.000
21	47	37.906	7	12	52.084	4	2	52.687	6	47	MILDE	2:22.692	2:23.100	4	+ 0.408
22	39	38.067	6	47	52.283	7	48	52.700	4	45	MACHANEK	2:23.694	2:45.217	3	+ 21.52
23	22	38.314	4	22	52.815	6	39	53.034	5	39	JOHN	2:23.937	2:24.315	5	+ 0.378
24	2	38.333	7	39	52.836	5	22	53.243	5	2	KARNY	2:23.943	2:24.053	6	+ 0.110
25	19	38.858	5	2	52.923	6	1	53.264	6	22	ZELINSKY	2:24.372	2:24.816	6	+ 0.444
26	143	38.900	6	87	52.992	5	87	53.467	3	87	MATEJOVSK	2:25.495	2:27.362	3	+ 1.867
27	1	39.004	7	19	53.184	5	54	53.542	5	1	FIRLA	2:25.569	2:26.351	6	+ 0.782
28	87	39.036	4	1	53.301	7	19	53.560	4	19	VANKAT	2:25.602	2:25.651	5	+ 0.049
29	54	39.139	4	54	53.379	4	53	54.138	4	54	ROJKA	2:26.060	2:26.508	5	+ 0.448
30	53	39.385	5	53	53.785	6	143	54.328	6	143	KUPCIK	2:27.265	2:27.265	6	+ 0.000
31	42	39.422	4	143	54.037	6	42	54.545	6	53	ZEMAN	2:27.308	2:27.435	5	+ 0.127
32	51	39.925	6	51	54.154	6	45	54.766	2	42	BRNA	2:28.837	2:30.269	4	+ 1.432
33	41	40.283	4	42	54.870	5	51	54.834	5	51	SPALEK	2:28.913	2:29.472	6	+ 0.559
34	67	41.233	2	41	55.068	4	67	54.849	2	41	BALAZ	2:31.620	2:31.769	4	+ 0.149
35	66	41.779	2	67	57.974	2	41	56.269	3	67	BAZATA	2:34.056	2:34.056	2	+ 0.000
36	10	43.222	6	66	1:10.802	1	66	1:04.519	1	66	KUCERA	2:57.100	3:32.740	2	+ 35.64

'Perfect Lap' - 1:47.424



Circuit Length - 5.403 kilometres  
Automotodrom  
Brno

Weather/Track: Sun / Dry


# Pohar cestovnich vozu

## GRID FOR RACE 1 - AMENDED

ROW  
20  
ROW  
19  
ROW  
18  
ROW  
17  
ROW  
16  
ROW  
15  
ROW  
14  
ROW  
13  
ROW  
12  
ROW  
11  
ROW  
10  
ROW  
9  
ROW  
8  
ROW  
7  
ROW  
6  
ROW  
5  
ROW  
4  
ROW  
3  
ROW  
2  
ROW  
1

66	KUCERA		
67	BAZATA	45	MACHANEK
42	BRNA	41	BALAZ
53	ZEMAN	51	SPALEK
143	KUPCIK	87	MATEJOVSKY
54	ROJKA	77	HAJKOVA
19	VANKAT	1	FIRLA
81	JUPA	15	IVOSEVIC
39	JOHN	22	ZELINSKY
47	MILDE	2	KARNY
44	SKALICKY	48	JANCIK
12	VALEK	112	BARES
96	BARTUNEK	57	JOSEF
55	OSTASEVSKI	24	SENKYR
52	KUBISTA	60	PLATENIK
36	KOTRBA	40	FORMAN
99	PIRIBAUER	28	LUCAK
37	KUSIN	110	ZDENKO
13	SUCHY	27	KACIREK
17	JANKO	5	BEZAK

POLE



Weather/Track: Sun 18°/Dry 18°

Brno  
Circuit Length = 5.4030 km.  
Start: 09:00 End: 09:19

Race Director:

Steward:

Timekeeper:

## Pohar cestovnich vozu QUALIFYING 2

POS	NO	CL	DRIVER	NAT	CAR	TIME	LAPS	GAP	KPH
1	7	N35	Hynek CHAROUS	CZE	Ferrari F430	2:06.048	13		154.31
2	5	N35	Milan BEZAK	SUI	Porsche GT3	2:06.060	11	0.012	154.29
3	13	D35	Dan SUCHY	CZE	BMW M3 GTR	2:07.380	7	1.332	152.69
4	27	D35	Petr KACIREK	CZE	BMW M3 GTR	2:08.800	8	2.752	151.01
5	10	N35	Petr VACIK	CZE	Ferrari F360	2:09.058	9	3.010	150.71
6	24	D35	Robert SENKYR	CZE	BMW M3 GTR	2:09.920	11	3.872	149.71
7	37	D35	Marcel KUSIN	CZE	BMW M3 GTR	2:10.322	7	4.274	149.25
8	99	N35	Josef PIRIBAUER	AUT	Porsche 996 RSR	2:10.366	13	4.318	149.20
9	36	D35	Matej KOTRBA	CZE	BMW M3 GTR	2:11.878	8	5.830	147.49
10	28	D35	Robert LUCAK	CZE	BMW M3 GTR	2:12.141	12	6.093	147.19
11	45	N35	Rudolf MACHANEK	SVK	Porsche 911 GT3 RS	2:12.249	11	6.201	147.07
12	40	N35	Miroslav FORMAN	CZE	BMW M3 - E92	2:14.003	12	7.955	145.15
13	52	D20	Simon KUBISTA	CZE	Alfa Romeo 156 S2000	2:16.287	9	10.239	142.71
14	96	N35	Tibor BARTUNEK	CZE	Porsche 996 Cup	2:17.352	12	11.304	141.61
15	12	D35	Petr VALEK	CZE	BMW M3	2:17.688	9	11.640	141.26
16	57	D20	Pekar JOSEF	CZE	Peugeot 306 Maxi	2:18.070	6	12.022	140.87
17	55	D20	Vladimir OSTASEVSKI	CZE	Renault Clio	2:18.601	7	12.553	140.33
18	112	D20	Radek BARES	CZE	Alfa Romeo 147 GTA	2:19.101	11	13.053	139.83
19	1	D30	Lumir FIRLA	CZE	BMW 1 - 130i	2:20.446	5	14.398	138.49
20	44	D30	Dan SKALICKY	CZE	BMW 1 - 130i	2:21.228	10	15.180	137.72
21	22	D30	Daniel ZELINSKY	CZE	BMW 1 - 130i	2:21.584	12	15.536	137.38
22	67	D20	Jiri BAZATA	CZE	Skoda Octavia	2:22.021	11	15.973	136.95
23	60	D20	Robert PLATENIK	CZE	Skoda Fabia	2:22.134	5	16.086	136.84
24	47	D30	Daniel MILDE	GER	BMW 1 - 130i	2:22.716	11	16.668	136.29
25	187	D30	Vladimir HYBACEK	CZE	Seat Leon TDI	2:23.354	12	17.306	135.68
26	48	D30	Jaroslav JANCIK	CZE	BMW 1 - 130i	2:23.551	12	17.503	135.49
27	101	D20	Petr FULIN	CZE	Skoda Octavia Cup	2:23.697	10	17.649	135.36
28	81	D20	Jiri JUPA	CZE	Skoda Octavia Cup	2:23.963	11	17.915	135.11
29	2	D20	Miroslav KARNY	CZE	Skoda Octavia Cup	2:24.277	11	18.229	134.81
30	77	D20	Laura HAJKOVA	CZE	Skoda Octavia Cup	2:24.755	11	18.707	134.37
31	19	D20	Milan VANKAT	CZE	Skoda Octavia Cup	2:25.093	11	19.045	134.05
32	39	D30	Michael JOHN	CZE	BMW 1 - 130i	2:25.190	12	19.142	133.96
33	143	D30	Jan KUPCIK	CZE	BMW 1 - 130i	2:25.527	12	19.479	133.65
34	15	D20	Tiki IVOSEVIC	CZE	Skoda Octavia Cup	2:25.545	11	19.497	133.64
35	54	D20	Tomas ROJKA	CZE	Renault Clio	2:26.012	12	19.964	133.21
36	53	D20	Martin ZEMAN	CZE	Renault Clio	2:26.203	12	20.155	133.04
37	42	D30	Lubomir BRNA	CZE	BMW 1 - 130i	2:26.231	12	20.183	133.01
38	51	D20	Jiri SPALEK	CZE	Renault Clio	2:28.454	12	22.406	131.02
39	41	D30	Michal BALAZ	CZE	BMW 1 - 130i	2:29.702	5	23.654	129.93

Weather/Track: Sun / Dry

Brno  
Circuit Length = 5.4030 km.  
Start: 14:50 End: 15:20

Race Director:	Steward:	Timekeeper:
----------------	----------	-------------

# Pohar cestovnich vozu

## Qualifying 2 - Sector Analysis Report

Lap	S1 Time	S1 Spd	S2 Time	S2 Spd	S3 Time	S3 Spd	Lap Time	Pit	Lap	S1 Time	S1 Spd	S2 Time	S2 Spd	S3 Time	S3 Spd	Lap Time	Pit
<b>1 FIRLA CZE BMW 1 - 130i D30</b>																	
1	11:52.983	98.1	1:05.101	141.1	59.565	169.5	13:57.649		4	37.394	118.5	51.203	175.6	51.849	172.2	2:20.446	
2	38.514	119.6	51.408	175.0	54.022	170.6	2:23.944		5	37.328	121.8	57.716	139.1	1:03.937		2:38.981	Pit
3	37.492	122.8	51.254	175.0	52.886	171.4	2:21.632										
<b>2 KARNY CZE Skoda Octavia Cup D20</b>																	
1	12:46.818	90.9	1:06.915	130.4	1:02.445	153.6	14:56.178		7	45.215	118.5	53.609	173.6	53.183	168.4	2:32.007	
2	39.730	120.4	54.305	173.0	54.307	167.4	2:28.342		8	38.214	123.5	53.100	173.0	52.963	167.9	2:24.277	
3	39.062	120.1	53.473	174.1	53.642	168.2	2:26.177		9	40.293	118.0	52.968	173.6	52.986	169.0	2:26.247	
4	39.443	114.4	1:04.209	150.6	53.971	167.9	2:37.623		10	38.273	120.2	53.203	174.1	52.973	169.0	2:24.449	
5	38.503	122.3	53.290	173.0	53.612	167.9	2:25.405		11	41.283	119.2	53.117	175.6	1:03.774		2:38.174	Pit
6	38.817	123.1	53.003	172.5	53.500	168.2	2:25.320										
<b>5 BEZAK SUI Porsche GT3 N35</b>																	
1	11:03.286	123.5	54.625	211.3	51.131	203.0	12:49.042		7	5:45.636	118.0	1:04.379	205.7	48.130	203.0	7:38.145	
2	33.041	137.2	46.651	215.1	46.368	203.3	2:06.060		8	34.583	139.3	47.020	214.2	47.156	205.3	2:08.759	
3	33.103	138.6	46.952	214.2	48.639	204.9	2:08.694		9	33.877	131.3	47.627	212.5	48.172	202.6	2:09.676	
4	33.027	140.8	46.922	214.2	46.985	202.6	2:06.934		10	33.563	136.1	47.500	214.2	47.400	203.7	2:08.463	
5	33.129	138.4	47.369	215.5	47.443	203.7	2:07.941		11	37.789	123.9	1:00.700	136.5	1:10.376		2:48.865	Pit
6	36.062	116.2	52.575	177.9	1:01.992		2:30.629	Pit									
<b>7 CHAROUS CZE Ferrari F430 N35</b>																	
1	12:09.486	118.4	56.821	129.9	52.423	199.6	13:58.730		8	33.943	126.9	47.429	210.1	46.754	205.3	2:08.126	
2	35.150	133.8	47.891	208.0	47.660	202.2	2:10.701		9	33.069	136.7	46.440	213.4	46.888	204.1	2:06.397	
3	34.349	132.0	48.101	209.7	47.185	203.0	2:09.635		10	33.423	137.5	46.492	210.5	46.394	206.5	2:06.309	
4	33.746	134.4	47.475	212.5	47.180	203.7	2:08.401		11	33.554	139.5	47.217	210.5	46.496	206.5	2:07.267	
5	33.505	133.4	47.487	211.3	46.933	205.7	2:07.925		12	33.356	138.8	46.630	212.1	46.334	206.8	2:06.320	
6	33.860	133.0	47.535	210.5	56.921		2:18.316	Pit	13	33.051	138.6	46.525	212.1	46.472	202.6	2:06.048	
7	2:55.308	127.8	50.141	207.6	48.499	203.0	4:33.948										
<b>10 VACIK CZE Ferrari F360 N35</b>																	
1					189.8	13:31.031			6	34.520	112.5	48.339	202.2	49.166	194.5	2:12.025	
2					195.6	2:11.028			7	34.420	134.8	49.069	202.6	47.792	195.6	2:11.281	
3			1:21.179	203.3	188.8	2:09.058			8	35.561	136.5	52.152	154.0	1:02.741	134.8	2:30.454	
4	34.075	135.8	47.923	202.2	48.411	193.2	2:10.409		9	43.694	99.9	1:04.486	129.6	1:26.750		3:14.930	Pit
5	34.232	136.8	48.470	201.1	48.595	191.1	2:11.297										
<b>12 VALEK CZE BMW M3 D35</b>																	
1	11:47.624	109.7	1:11.459	86.9	1:01.357	184.6	14:00.440		6	36.098	129.4	52.485	189.4	56.959		2:25.542	Pit
2	38.887	129.0	52.346	191.8	51.633	175.8	2:22.866		7	8:23.401	122.5	51.396	191.4	50.679	185.2	10:05.476	
3	36.459	122.1	51.267	192.8	50.539	186.8	2:18.265		8	36.411	125.8	50.874	193.5	51.982	184.3	2:19.267	
4	36.277	123.5	51.167	192.5	51.650	185.5	2:19.094		9	36.228	128.7	50.735	191.1	50.725	182.1	2:17.688	
5	36.796	120.2	53.123	182.7	51.298	186.5	2:21.217										



Circuit Length - 5.403 kilometres  
Automotodrom  
Brno

Weather/Track: Sun / Dry

# Pohar cestovnich vozu

## Qualifying 2 - Sector Analysis Report

Lap S1 Time S1 Spd S2 Time S2 Spd S3 Time S3 Spd Lap Time Pit Lap S1 Time S1 Spd S2 Time S2 Spd S3 Time S3 Spd Lap Time Pit

13 SUCHY				CZE				BMW M3 GTR				D35			
1	11:21.607	109.9	56.430	146.5	52.157	198.5	13:10.194	5	3:41.368	112.2	54.439	193.5	49.013	196.3	5:24.820
2	33.634	136.5	47.136	202.2	47.558	196.3	2:08.328	6	33.535	131.3	46.722	201.4	47.123	196.3	2:07.380
3	33.772	136.5	46.851	201.1	47.659	198.1	2:08.282	7	40.470	110.0	1:02.082	132.3	1:10.720		2:53.272 Pit
4	41.258	106.1	57.847	165.1	1:05.139		2:44.244 Pit								

15 IVOSEVIC				CZE				Skoda Octavia Cup				D20			
1	11:23.143	102.1	1:07.842	113.3	1:00.668	156.2	13:31.653	7	2:36.384	113.3	54.317	170.6	54.198	167.7	4:24.899
2	39.998	118.1	54.306	170.8	53.677	165.6	2:27.981	8	38.502	120.0	53.362	173.0	53.681	168.2	2:25.545
3	38.769	120.2	53.139	172.5	53.740	166.1	2:25.648	9	38.716	122.7	53.586	175.6	53.883	165.6	2:26.185
4	38.810	120.4	53.728	170.3	53.619	166.4	2:26.157	10	38.733	116.0	53.350	174.1	54.048	166.6	2:26.131
5	38.898	117.9	53.574	169.2	53.645	164.1	2:26.117	11	38.696	122.3	53.461	174.4	1:01.892		2:34.049 Pit
6	39.075	121.8	53.577	172.5	1:01.954		2:34.606 Pit								

19 VANKAT				CZE				Skoda Octavia Cup				D20			
1	12:19.130	88.8	1:08.399	125.5	59.926	164.6	14:27.455	7	38.501	118.6	53.129	172.8	53.645	165.8	2:25.275
2	38.699	120.2	53.240	171.4	53.673	165.1	2:25.612	8	38.908	118.0	53.247	173.0	53.449	165.8	2:25.604
3	38.330	119.3	54.932	173.0	53.371	164.1	2:26.633	9	38.297	118.9	53.314	172.8	53.482	165.6	2:25.093
4	38.391	116.6	53.185	172.2	53.977	164.3	2:25.553	10	38.748	118.5	53.246	172.8	54.060	165.1	2:26.054
5	42.917	108.9	56.820	151.4	1:04.573		2:44.310 Pit	11	41.415	103.4	58.707	147.1	1:08.627		2:48.749 Pit
6	3:35.328	116.3	53.667	172.5	53.486	166.6	5:22.481								

22 ZELINSKY				CZE				BMW 1 - 130i				D30			
1	11:46.828	106.5	1:02.980	113.8	1:01.693	168.2	13:51.501	8	37.609	122.0	52.473	176.4	58.943	170.6	2:29.025
2	38.528	118.4	52.405	176.1	52.892	170.6	2:23.825	9	37.716	119.3	53.054	168.7	52.690	172.2	2:23.460
3	37.936	118.8	52.833	176.1	52.582	170.8	2:23.351	10	37.628	121.6	53.304	175.3	52.668	171.1	2:23.600
4	37.908	112.9	52.220	176.7	53.897	171.4	2:24.025	11	37.517	121.0	51.792	177.0	52.275	170.6	2:21.584
5	37.618	120.8	51.991	176.1	58.782		2:28.391 Pit	12	37.481	121.7	54.105	160.2	1:08.469		2:40.055 Pit
6	1:45.357	119.4	55.389	121.2	53.940	171.7	3:34.686								
7	37.822	116.5	52.181	176.1	54.699	173.0	2:24.702								

24 SENKYR				CZE				BMW M3 GTR				D35			
1	12:34.986	112.3	56.129	142.6	53.669	183.6	14:24.784	7	34.785	129.1	48.392	197.0	48.634	190.1	2:11.811
2	35.926	124.1	49.556	196.3	49.564	186.5	2:15.046	8	34.416	131.7	47.797	198.1	48.114	191.4	2:10.327
3	34.938	129.0	49.227	197.4	48.912	188.4	2:13.077	9	35.153	131.2	47.998	197.8	48.292	190.8	2:11.443
4	34.828	126.0	48.261	199.2	48.705	190.8	2:11.794	10	35.241	129.1	48.585	197.4	48.971	193.2	2:12.797
5	37.483	117.2	52.680	174.1	1:02.655		2:32.818 Pit	11	34.421	131.2	48.069	198.5	47.430	189.8	2:09.920
6	3:44.464	113.5	56.041	140.0	53.902	189.4	5:34.407								

27 KACIREK				CZE				BMW M3 GTR				D35			
1	12:20.266	98.0	1:01.040	167.7	54.330	180.9	14:15.636	6	34.013	130.1	48.713	190.8	48.301	188.8	2:11.027
2	36.012	124.1	48.391	191.4	47.969	189.8	2:12.372	7	34.499	134.8	47.341	190.4	47.698	188.4	2:09.538
3	34.439	125.5	48.335	190.8	47.786	189.4	2:10.560	8	40.433	109.5	59.205	130.9	1:06.485		2:46.123 Pit
4	34.074	135.1	47.484	192.5	47.924	189.8	2:09.482								
5	34.003	131.0	47.390	192.5	47.407	190.4	2:08.800								



Circuit Length - 5.403 kilometres  
Automotodrom  
Brno

Weather/Track: Sun / Dry

Printed at 15:24, Friday, 12 September, 2008

© MST Systems Ltd, 2005 (www.mstworld.com)

Page 2

# Pohar cestovnich vozu

## Qualifying 2 - Sector Analysis Report

Lap S1 Time S1 Spd S2 Time S2 Spd S3 Time S3 Spd Lap Time Pit Lap S1 Time S1 Spd S2 Time S2 Spd S3 Time S3 Spd Lap Time Pit

28 LUCAK				CZE				BMW M3 GTR				D35			
1	12:21.366	99.4	1:04.274	160.2	54.043	173.0	14:19.683	8	2:01.881	127.0	49.193	184.9	50.684	179.1	3:41.758
2	38.681	122.7	50.729	181.5	50.330	178.5	2:19.740	9	35.302	130.2	49.210	183.0	48.449	184.9	2:12.961
3	36.157	125.7	49.831	183.3	49.055	179.4	2:15.043	10	34.963	131.0	48.552	184.3	48.626	178.2	2:12.141
4	35.316	126.3	48.792	184.9	48.981	179.1	2:13.089	11	35.213	132.6	48.698	183.9	48.450	183.0	2:12.361
5	35.172	133.0	49.190	183.9	50.523	179.1	2:14.885	12	35.459	128.2	48.559	184.3	49.090	180.9	2:13.108
6	36.513	132.0	49.330	182.7	49.800	178.8	2:15.643								
7	37.295	123.0	52.680	160.2	1:03.027		2:33.002 Pit								

36 KOTRBA				CZE				BMW M3 GTR				D35			
1	12:01.978	103.7	1:03.880	112.6	55.488	183.6	14:01.346	6	34.622	133.6	49.053	190.4	49.106	185.2	2:12.781
2	38.174	126.3	49.520	186.8	50.303	184.9	2:17.997	7	34.781	120.2	48.482	188.8	48.959	185.8	2:12.222
3	34.818	135.0	48.275	188.1	49.229	185.8	2:12.322	8	38.976	112.3	59.393	128.1	1:08.421		2:46.790 Pit
4	34.753	136.8	48.376	190.1	48.749	185.2	2:11.878								
5	34.705	136.5	48.804	188.1	48.631	187.1	2:12.140								

37 KUSIN				CZE				BMW M3 GTR				D35			
1	12:01.068	101.0	1:03.634	125.0	56.301	181.5	14:01.003	5	34.531	133.9	48.247	187.5	48.197	184.9	2:10.975
2	37.698	131.3	49.606	187.8	49.128	184.9	2:16.432	6	35.183	133.3	48.078	188.8	48.355	185.2	2:11.616
3	34.496	132.1	48.201	189.1	48.453	183.0	2:11.150	7	41.352	111.4	56.230	180.0	1:04.684		2:42.266 Pit
4	34.395	127.0	47.694	190.4	48.233	185.8	2:10.322								

39 JOHN				CZE				BMW 1 - 130i				D30			
1	12:25.135	90.9	1:06.086	125.7	1:04.246	167.4	14:35.467	8	38.789	118.5	52.775	178.8	53.846	170.6	2:25.410
2	38.907	111.4	54.050	175.6	54.903	167.9	2:27.860	9	38.173	114.7	52.939	178.5	54.078	170.6	2:25.190
3	38.517	108.2	54.031	175.6	53.602	170.3	2:26.150	10	38.676	115.5	53.058	178.2	53.664	171.1	2:25.398
4	39.061	116.0	53.023	175.6	53.826	170.3	2:25.910	11	38.279	115.2	53.050	175.6	54.066	171.4	2:25.395
5	38.631	115.6	53.590	177.3	53.357	170.3	2:25.578	12	37.881	120.1	52.696	179.1	1:02.000		2:32.577 Pit
6	39.363	118.5	53.319	177.9	53.688	169.0	2:26.370								
7	40.183	119.6	52.942	178.5	53.824	171.1	2:26.949								

40 FORMAN				CZE				BMW M3 - E92				N35			
1	11:50.070	120.9	54.990	190.1	50.116	188.1	13:35.176	8	36.030	129.9	50.103	196.7	49.663	189.4	2:15.796
2	35.111	133.6	49.430	195.6	49.462	190.1	2:14.003	9	36.366	134.1	51.112	193.2	49.826	186.8	2:17.304
3	35.272	136.1	49.822	196.7	50.667	179.7	2:15.761	10	36.390	129.6	50.338	197.0	49.393	188.4	2:16.121
4	35.717	128.1	50.063	197.0	57.236		2:23.016 Pit	11	36.027	134.3	50.545	196.0	50.373	182.4	2:16.945
5	2:35.932	127.0	50.183	190.4	51.366	189.8	4:17.481	12	35.756	135.0	49.944	197.8	49.610	187.5	2:15.310
6	35.163	133.6	49.931	197.0	49.905	187.5	2:14.999								
7	35.417	132.8	49.578	198.8	50.245	188.8	2:15.240								

41 BALAZ				CZE				BMW 1 - 130i				D30			
1	12:31.907	96.2	1:04.999	121.7	1:05.091	165.1	14:41.997	4	39.967	118.1	54.543	175.0	55.192	165.3	2:29.702
2	44.817	108.8	55.875	176.7	55.429	168.4	2:36.121	5	39.340	119.2	56.186	115.3	1:10.335		2:45.861 Pit
3	39.727	116.0	54.762	175.3	56.452	166.4	2:30.941								



Circuit Length - 5.403 kilometres  
Automotodrom  
Brno

Weather/Track: Sun / Dry





# Pohar cestovnich vozu

## Qualifying 2 - Sector Analysis Report

Lap	S1 Time	S1 Spd	S2 Time	S2 Spd	S3 Time	S3 Spd	Lap Time	Pit	Lap	S1 Time	S1 Spd	S2 Time	S2 Spd	S3 Time	S3 Spd	Lap Time	Pit
<b>51 SPALEK CZE Renault Clio</b>									<b>D20</b>								
1	10:50.504	89.7	1:01.301	162.8	1:02.802	143.0	12:54.607		8	40.236	102.7	59.186	168.4	59.090	164.1	2:38.512	
2	44.852	105.0	57.880	169.0	59.529	156.2	2:42.261		9	40.685	106.5	55.218	171.7	55.355	163.6	2:31.258	
3	42.221	107.6	55.766	169.8	1:04.662		2:42.649	Pit	10	40.444	109.2	55.424	170.8	55.409	165.1	2:31.277	
4	1:35.147	110.7	55.648	170.3	55.528	165.3	3:26.323		11	40.720	107.0	55.168	171.9	56.004	165.8	2:31.892	
5	41.110	110.5	55.149	169.2	54.599	164.6	2:30.858		12	40.874	102.1	57.007	170.0	56.994	160.2	2:34.875	
6	39.778	112.7	54.256	171.4	54.420	164.8	2:28.454										
7	43.670	107.1	55.918	170.8	56.149	166.9	2:35.737										
<b>52 KUBISTA CZE Alfa Romeo 156 S2000</b>									<b>D20</b>								
1	11:24.603	100.0	59.713	153.1	55.311	174.7	13:19.627		6	36.343	132.0	50.033	186.2	50.588	177.6	2:16.964	
2	37.826	125.8	51.340	189.4	51.359	174.4	2:20.525		7	36.056	127.8	50.201	183.0	50.591	178.5	2:16.848	
3	38.202	112.8	50.527	187.5	1:01.272		2:30.001	Pit	8	36.140	128.8	49.808	189.8	50.339	179.1	2:16.287	
4	2:05.169	112.0	51.599	184.6	51.162	180.6	3:47.930		9	36.178	108.2	52.289	189.8	56.991		2:25.458	Pit
5	36.498	127.2	51.224	187.1	50.969	177.0	2:18.691										
<b>53 ZEMAN CZE Renault Clio</b>									<b>D20</b>								
1	10:59.434	98.2	1:01.976	163.3	57.159	165.3	12:58.569		8	39.431	120.2	53.679	171.7	55.336	165.6	2:28.446	
2	42.083	112.0	57.162	170.3	1:05.416		2:44.661	Pit	9	40.159	118.0	53.607	171.7	54.181	166.6	2:27.947	
3	1:41.759	119.0	53.693	170.6	54.096	164.8	3:29.548		10	39.063	119.3	53.399	170.8	53.741	166.4	2:26.203	
4	39.407	116.7	53.628	171.1	54.227	165.3	2:27.262		11	38.924	122.4	53.775	171.1	53.957	165.1	2:26.656	
5	39.095	121.4	53.760	169.8	53.892	163.8	2:26.747		12	39.171	119.8	53.836	171.1	1:01.658		2:34.665	Pit
6	39.255	114.8	53.428	171.7	54.281	164.3	2:26.964										
7	39.195	120.9	53.638	170.8	54.614	166.6	2:27.447										
<b>54 ROJKA CZE Renault Clio</b>									<b>D20</b>								
1	10:52.446	101.5	1:00.903	165.1	1:01.197	160.4	12:54.546		8	38.810	120.5	53.701	171.9	53.650	167.1	2:26.161	
2	40.646	109.6	55.073	170.3	55.468	166.1	2:31.187		9	38.715	122.8	53.947	173.0	53.988	167.4	2:26.650	
3	39.164	120.8	53.296	171.4	54.363	167.1	2:26.823		10	39.180	117.5	53.573	173.0	53.568	167.4	2:26.321	
4	40.241	121.7	52.966	173.0	53.986	166.1	2:27.193		11	38.652	117.7	53.810	172.5	54.292	166.6	2:26.754	
5	38.663	119.4	54.898	171.4	1:04.218		2:37.779	Pit	12	38.871	119.8	53.449	172.2	53.692	167.1	2:26.012	
6	2:04.826	121.3	53.649	172.5	56.958	163.3	3:55.433										
7	38.891	119.4	52.994	174.1	54.134	167.4	2:26.019										
<b>55 OSTASEVSKI CZE Renault Clio</b>									<b>D20</b>								
1	11:11.391	90.9	1:04.945	106.7	57.967	176.1	13:14.303		5	36.720	125.5	51.097	182.4	50.887	177.3	2:18.704	
2	37.840	125.7	52.050	184.6	52.008	175.0	2:21.898		6	36.746	124.4	50.905	182.7	50.950	176.1	2:18.601	
3	37.192	122.5	51.289	183.3	51.160	178.2	2:19.641		7	44.896	102.7	1:08.732	123.0	1:19.375		3:13.003	Pit
4	37.234	123.0	50.883	184.9	51.575	175.6	2:19.692										
<b>57 JOSEF CZE Peugeot 306 Maxi</b>									<b>D20</b>								
1	12:05.390	105.3	1:05.400	98.5	57.519	171.9	14:08.309		5	3:21.403	120.8	51.629	175.0	52.002	174.1	5:05.034	
2	36.768	126.0	50.400	175.3	50.902	173.3	2:18.070		6	38.148	114.4	59.689	166.6	1:12.267		2:50.104	Pit
3	36.993	125.7	50.505	175.8	51.751	171.9	2:19.249										
4	37.179	128.5	50.618	174.4	1:01.026		2:28.823	Pit									



Circuit Length - 5.403 kilometres  
Automotodrom  
Brno

Weather/Track: Sun / Dry

Printed at 15:24, Friday, 12 September, 2008

© MST Systems Ltd, 2005 (www.mstworld.com)

Page 5

# Pohar cestovnich vozu

## Qualifying 2 - Sector Analysis Report

Lap S1 Time S1 Spd S2 Time S2 Spd S3 Time S3 Spd Lap Time Pit Lap S1 Time S1 Spd S2 Time S2 Spd S3 Time S3 Spd Lap Time Pit

60 PLATENIK			CZE			Skoda Fabia			D20					
1	11:13.060	97.6	1:04.553	115.7	1:00.627	164.8	13:18.240	4	2:05.574	78.9	1:19.821	108.6	1:33.250	4:58.645 Pit
2	40.013	113.5	51.677	187.1	50.444	176.7	2:22.134	5	12:38.419	88.9	1:12.654	118.4	1:23.346	15:14.419 Pit
3	36.771	124.8	49.745	187.8	1:06.518		2:33.034 Pit							

67 BAZATA			CZE			Skoda Octavia			D20						
1	11:35.074	91.9	1:12.936	133.8	1:09.312	151.4	13:57.322	7	38.914	120.4	52.708	177.6	52.768	171.9	2:24.390
2	43.922	100.7	1:02.829	159.2	1:09.780		2:56.531 Pit	8	39.459	122.0	52.738	181.5	52.274	173.0	2:24.471
3	1:45.709	100.5	56.760	170.0	57.785	166.6	3:40.254	9	38.268	120.5	51.917	182.4	52.521	175.8	2:22.706
4	40.581	112.2	57.068	175.8	1:04.629		2:42.278 Pit	10	38.306	115.7	53.232	180.9	51.457	174.7	2:22.995
5	1:27.739	111.3	54.948	174.7	55.420	172.2	3:18.107	11	37.976	123.7	51.812	181.8	52.233	164.6	2:22.021
6	39.630	115.7	53.027	182.1	53.540	167.7	2:26.197								

77 HAJKOVA			CZE			Skoda Octavia Cup			D20						
1	11:22.489	101.5	1:09.836	108.7	1:02.566	164.3	13:34.891	7	38.644	114.5	56.960	172.5	1:06.752		2:42.356 Pit
2	39.901	109.8	53.470	174.4	53.873	166.6	2:27.244	8	2:50.865	111.4	53.608	172.8	53.720	166.6	4:38.193
3	39.025	117.6	53.355	173.0	54.385	164.8	2:26.765	9	38.586	118.4	52.897	174.4	53.272	166.6	2:24.755
4	38.999	118.6	53.393	171.9	53.825	165.8	2:26.217	10	38.407	119.0	52.983	174.1	53.876	166.9	2:25.266
5	38.780	117.5	53.227	172.5	54.134	166.6	2:26.141	11	38.422	119.8	53.071	172.5	53.344	166.1	2:24.837
6	39.397	119.3	53.043	173.9	53.655	166.6	2:26.095								

81 JUPA			CZE			Skoda Octavia Cup			D20						
1	11:14.524	105.2	1:03.179	137.4	57.136	169.0	13:14.839	7	4:30.653	114.4	53.363	172.5	54.426	166.9	6:18.442
2	38.358	117.1	52.683	173.6	52.922	167.4	2:23.963	8	38.348	118.9	52.895	172.5	53.130	166.6	2:24.373
3	39.125	118.9	53.264	173.3	54.647	160.2	2:27.036	9	38.103	118.9	52.733	173.0	53.130	166.6	2:23.966
4	38.516	121.3	52.949	173.6	53.355	166.9	2:24.820	10	38.097	118.1	53.219	174.7	53.166	165.6	2:24.482
5	38.306	118.2	53.095	171.7	53.233	165.3	2:24.634	11	38.343	118.6	53.198	171.4	53.158	165.3	2:24.699
6	40.263	114.2	53.695	172.8	1:03.594		2:37.552 Pit								

96 BARTUNEK			CZE			Porsche 996 Cup			N35						
1	11:09.222	99.9	1:02.205	167.4	58.051	179.1	13:09.478	8	36.421	119.0	50.670	200.3	51.706	183.3	2:18.797
2	37.867	112.9	51.602	199.2	52.209	200.7	2:21.678	9	37.006	120.4	50.374	200.7	51.778	185.5	2:19.158
3	37.051	119.3	51.630	196.3	52.639	159.2	2:21.320	10	35.971	120.8	51.104	200.0	50.277	188.1	2:17.352
4	39.569	114.7	51.069	197.4	57.721		2:28.359 Pit	11	36.211	120.2	51.593	200.0	51.038	179.7	2:18.842
5	2:26.572	105.9	51.732	199.2	52.233	184.9	4:10.537	12	36.696	122.0	50.934	201.4	50.934	185.2	2:18.564
6	36.955	120.6	50.357	200.0	51.335	184.3	2:18.647								
7	36.478	124.5	50.445	197.8	50.812	184.6	2:17.735								

99 PIRIBAUER			AUT			Porsche 996 RSR			N35						
1	11:06.507	103.6	56.396	190.4	51.762	189.8	12:54.665	8	34.210	126.1	47.909	205.3	48.247	196.3	2:10.366
2	35.207	119.3	49.643	203.7	49.121	193.2	2:13.971	9	37.494	124.4	49.221	204.1	1:00.041		2:26.756 Pit
3	34.676	123.0	48.485	204.1	48.711	194.5	2:11.872	10	1:41.494	119.6	48.594	205.7	48.805	196.3	3:18.893
4	34.964	124.7	48.101	204.1	48.578	194.5	2:11.643	11	34.504	124.5	47.889	205.7	48.450	195.6	2:10.843
5	34.796	124.5	48.080	205.3	48.429	194.5	2:11.305	12	34.336	126.7	49.335	191.4	52.895	195.2	2:16.566
6	34.486	124.4	48.089	203.3	48.137	194.5	2:10.712	13	52.071	90.6	57.322	181.8	1:03.191		2:52.584 Pit
7	34.394	124.1	48.037	204.5	48.070	196.7	2:10.501								



Circuit Length - 5.403 kilometres  
Automotodrom  
Brno

Weather/Track: Sun / Dry

Printed at 15:24, Friday, 12 September, 2008

© MST Systems Ltd, 2005 (www.mstworld.com)

Page 6

# Pohar cestovnich vozu

## Qualifying 2 - Sector Analysis Report

Lap S1 Time S1 Spd S2 Time S2 Spd S3 Time S3 Spd Lap Time Pit Lap S1 Time S1 Spd S2 Time S2 Spd S3 Time S3 Spd Lap Time Pit

101 FULIN						CZE			Skoda Octavia Cup				D20		
1	11:23.639	95.0	1:03.550	117.0	59.490	168.7	13:26.679	7	3:00.807	119.8	53.134	172.5	53.923	167.9	4:47.864
2	38.402	121.4	52.958	173.9	53.033	168.4	2:24.393	8	38.517	118.1	53.080	172.5	53.235	166.9	2:24.832
3	37.984	122.0	52.802	172.2	52.911	166.9	2:23.697	9	38.392	117.3	53.018	173.9	53.246	167.7	2:24.656
4	38.464	120.2	52.668	172.8	53.069	167.1	2:24.201	10	38.232	112.9	54.449	173.6	1:03.203		2:35.884 Pit
5	38.188	119.6	53.757	170.8	53.184	167.1	2:25.129								
6	38.323	118.6	53.064	172.5	1:00.302		2:31.689 Pit								

112 BARES						CZE			Alfa Romeo 147 GTA				D20		
1	12:07.992	113.4	1:04.190	104.9	58.337	166.6	14:10.519	7	3:32.966	123.4	50.578	175.3	50.963	170.0	5:14.507
2	37.667	127.5	50.882	175.3	52.162	169.2	2:20.711	8	38.962	104.5	51.161	175.8	51.973	167.4	2:22.096
3	37.179	125.7	50.924	175.6	51.850	167.7	2:19.953	9	1:00.925		1:07.142	137.4	51.633	169.0	2:59.700
4	37.391	126.0	50.926	176.1	51.576	168.4	2:19.893	10	36.977	121.0	50.552	176.1	51.572	169.0	2:19.101
5	37.103	121.0	51.055	173.0	51.255	168.4	2:19.413	11	37.448	126.1	51.223	171.1	1:00.291		2:28.962 Pit
6	37.253	126.3	50.621	175.3	1:00.370		2:28.244 Pit								

143 KUPCIK						CZE			BMW 1 - 130i				D30		
1	12:31.172	100.1	1:04.720	129.0	1:04.187	141.3	14:40.079	8	39.030	121.7	53.255	175.0	54.809	167.1	2:27.094
2	49.639	116.0	1:02.976	127.8	1:02.497	160.0	2:55.112	9	38.479	122.5	53.163	173.6	53.932	168.4	2:25.574
3	45.097	114.2	58.506	173.6	58.340	163.3	2:41.943	10	38.564	122.4	53.737	173.3	54.530	168.2	2:26.831
4	39.207	119.8	55.305	173.9	56.455	165.8	2:30.967	11	38.204	123.9	53.300	172.8	54.023	167.9	2:25.527
5	39.262	120.2	55.797	174.7	55.648	166.4	2:30.707	12	38.639	122.0	53.278	173.9	54.301	167.1	2:26.218
6	38.414	120.1	54.020	174.4	54.329	168.7	2:26.763								
7	39.214	122.0	54.146	173.0	54.805	169.0	2:28.165								

166 PFEIFER						CZE			Skoda Octavia Cup				D20		
1	12:39.094	97.4	1:02.918	127.8	1:08.291		14:50.303 Pit	3	2:17.468	102.3	1:00.107	149.1	1:13.199		4:30.774 Pit
2	3:09.533	96.0	1:01.027	149.3	1:13.762		5:24.322 Pit								

187 HYBACEK						CZE			Seat Leon TDI				D30		
1	11:35.795	93.2	1:10.997	164.1	55.316	164.8	13:42.108	8	38.802	121.2	52.047	170.3	53.227	163.3	2:24.076
2	38.450	121.8	52.826	171.7	53.711	163.3	2:24.987	9	38.598	122.0	52.117	169.0	53.003	163.8	2:23.718
3	40.811	114.4	52.876	169.2	53.658	165.8	2:27.345	10	38.735	114.7	52.501	172.2	54.944	163.1	2:26.180
4	38.282	110.3	52.621	170.6	52.451	165.6	2:23.354	11	38.374	121.6	54.425	167.1	53.779	162.6	2:26.578
5	38.484	122.7	51.536	170.3	56.043	156.0	2:26.063	12	38.561	120.1	52.287	169.0	53.662	162.4	2:24.510
6	38.842	123.8	51.766	171.4	53.335	165.6	2:23.943								
7	38.584	110.5	54.296	168.7	1:10.934	163.1	2:43.814								



Circuit Length - 5.403 kilometres  
Automotodrom  
Brno

Weather/Track: Sun / Dry

Printed at 15:24, Friday, 12 September, 2008

© MST Systems Ltd, 2005 (www.mstworld.com)

Page 7

## Pohar cestovnich vozu Qualifying 2 - Best Sector Speeds Report

SECTOR 1				SECTOR 2				SECTOR 3				
POS	NO	NAME	SPEED	LAP	NO	NAME	SPEED	LAP	NO	NAME	SPEED	LAP
1	5	BEZAK	140.8	4	5	BEZAK	215.5	5	7	CHAROUS	206.8	12
2	7	CHAROUS	139.5	11	45	MACHANEK	215.1	9	5	BEZAK	205.3	8
3	10	VACIK	136.8	5	7	CHAROUS	213.4	9	45	MACHANEK	204.9	9
4	36	KOTRBA	136.8	4	99	PIRIBAUER	205.7	10	96	BARTUNEK	200.7	2
5	13	SUCHY	136.5	2	10	VACIK	203.3	3	13	SUCHY	198.5	1
6	40	FORMAN	136.1	3	13	SUCHY	202.2	2	99	PIRIBAUER	196.7	7
7	27	KACIREK	135.1	4	96	BARTUNEK	201.4	12	10	VACIK	195.6	2
8	37	KUSIN	133.9	5	24	SENKYR	199.2	4	24	SENKYR	193.2	10
9	28	LUCAK	133.0	5	40	FORMAN	198.8	7	27	KACIREK	190.4	5
10	52	KUBISTA	132.0	6	12	VALEK	193.5	8	40	FORMAN	190.1	2
11	24	SENKYR	131.7	8	27	KACIREK	192.5	4	36	KOTRBA	187.1	5
12	12	VALEK	129.4	6	36	KOTRBA	190.4	6	12	VALEK	186.8	3
13	57	JOSEF	128.5	4	37	KUSIN	190.4	4	37	KUSIN	185.8	4
14	45	MACHANEK	127.9	9	52	KUBISTA	189.8	8	28	LUCAK	184.9	9
15	112	BARES	127.5	2	60	PLATENIK	187.8	3	52	KUBISTA	180.6	4
16	99	PIRIBAUER	126.7	12	28	LUCAK	184.9	4	55	OSTASEVSKI	178.2	3
17	55	OSTASEVSKI	125.7	2	55	OSTASEVSKI	184.9	4	60	PLATENIK	176.7	2
18	48	JANCIK	125.5	10	67	BAZATA	182.4	9	67	BAZATA	175.8	9
19	60	PLATENIK	124.8	3	42	BRNA	180.6	3	57	JOSEF	174.1	5
20	44	SKALICKY	124.5	5	39	JOHN	179.1	12	22	ZELINSKY	173.0	7
21	96	BARTUNEK	124.5	7	47	MILDE	177.3	4	47	MILDE	172.5	1
22	143	KUPCIK	123.9	11	22	ZELINSKY	177.0	11	1	FIRLA	172.2	4
23	187	HYBACEK	123.8	6	41	BALAZ	176.7	2	39	JOHN	171.4	11
24	67	BAZATA	123.7	11	112	BARES	176.1	4	48	JANCIK	171.1	10
25	2	KARNY	123.5	8	57	JOSEF	175.8	3	44	SKALICKY	170.8	4
26	1	FIRLA	122.8	3	1	FIRLA	175.6	4	112	BARES	170.0	7
27	54	ROJKA	122.8	9	2	KARNY	175.6	11	2	KARNY	169.0	9
28	15	IVOSEVIC	122.7	9	15	IVOSEVIC	175.6	9	81	JUPA	169.0	1
29	53	ZEMAN	122.4	11	48	JANCIK	175.3	2	143	KUPCIK	169.0	7
30	22	ZELINSKY	122.0	8	44	SKALICKY	175.0	9	42	BRNA	168.7	9
31	101	FULIN	122.0	3	143	KUPCIK	175.0	8	101	FULIN	168.7	1
32	47	MILDE	121.6	7	81	JUPA	174.7	10	41	BALAZ	168.4	2
33	81	JUPA	121.3	4	77	HAJKOVA	174.4	2	15	IVOSEVIC	168.2	8
34	19	VANKAT	120.2	2	54	ROJKA	174.1	7	54	ROJKA	167.4	7
35	39	JOHN	120.1	12	101	FULIN	173.9	2	51	SPALEK	166.9	7
36	77	HAJKOVA	119.8	11	19	VANKAT	173.0	3	77	HAJKOVA	166.9	10
37	41	BALAZ	119.2	5	187	HYBACEK	172.2	10	19	VANKAT	166.6	6
38	42	BRNA	118.4	9	51	SPALEK	171.9	11	53	ZEMAN	166.6	7
39	51	SPALEK	112.7	6	53	ZEMAN	171.7	6	187	HYBACEK	165.8	3
40	166	PFEIFER	102.3	3	166	PFEIFER	149.3	2				



Circuit Length - 5.403 kilometres  
Automotodrom  
Brno

Weather/Track: Sun / Dry

## Pohar cestovnich vozu Qualifying 2 - Best Sector Times Report

POS	NO	SECTOR 1		SECTOR 2		SECTOR 3		IDEAL/BEST LAP COMPARISON							
		TIME	LAP	NO	TIME	LAP	NO	TIME	LAP	NO	NAME	IDEAL	BEST	LAP	DIFF
1	5	33.027	4	7	46.440	9	7	46.334	12	7	CHAROUS	2:05.825	2:06.048	13	+ 0.223
2	7	33.051	13	5	46.651	2	5	46.368	2	5	BEZAK	2:06.046	2:06.060	2	+ 0.014
3	13	33.535	6	13	46.722	6	13	47.123	6	13	SUCHY	2:07.380	2:07.380	6	+ 0.000
4	27	34.003	5	27	47.341	7	27	47.407	5	27	KACIREK	2:08.751	2:08.800	5	+ 0.049
5	10	34.075	4	37	47.694	4	24	47.430	11	24	SENKYR	2:09.643	2:09.920	11	+ 0.277
6	99	34.210	8	24	47.797	8	10	47.792	7	10	VACIK	2:09.790	2:09.058	3	+ 0.732
7	45	34.375	10	99	47.889	11	99	48.070	7	99	PIRIBAUER	2:10.169	2:10.366	8	+ 0.197
8	37	34.395	4	10	47.923	4	37	48.197	5	37	KUSIN	2:10.286	2:10.322	4	+ 0.036
9	24	34.416	8	36	48.275	3	45	48.443	9	36	KOTRBA	2:11.528	2:11.878	4	+ 0.350
10	36	34.622	6	28	48.552	10	28	48.449	9	45	MACHANEK	2:11.753	2:12.249	10	+ 0.496
11	28	34.963	10	45	48.935	9	36	48.631	5	28	LUCAK	2:11.964	2:12.141	10	+ 0.177
12	40	35.111	2	40	49.430	2	40	49.393	10	40	FORMAN	2:13.934	2:14.003	2	+ 0.069
13	96	35.971	10	60	49.745	3	96	50.277	10	52	KUBISTA	2:16.203	2:16.287	8	+ 0.084
14	52	36.056	7	52	49.808	8	52	50.339	8	96	BARTUNEK	2:16.605	2:17.352	10	+ 0.747
15	12	36.098	6	96	50.357	6	60	50.444	2	60	PLATENIK	2:16.960	2:22.134	2	+ 5.174
16	55	36.720	5	57	50.400	2	12	50.539	3	12	VALEK	2:17.372	2:17.688	9	+ 0.316
17	57	36.768	2	112	50.552	10	55	50.887	5	57	JOSEF	2:18.070	2:18.070	2	+ 0.000
18	60	36.771	3	12	50.735	9	57	50.902	2	55	OSTASEVSK	2:18.490	2:18.601	6	+ 0.111
19	112	36.977	10	55	50.883	4	112	50.963	7	112	BARES	2:18.492	2:19.101	10	+ 0.609
20	44	37.194	5	1	51.203	4	67	51.457	10	1	FIRLA	2:20.380	2:20.446	4	+ 0.066
21	1	37.328	5	187	51.536	5	1	51.849	4	44	SKALICKY	2:21.073	2:21.228	5	+ 0.155
22	22	37.481	12	22	51.792	11	44	52.030	9	67	BAZATA	2:21.245	2:22.021	11	+ 0.776
23	47	37.648	4	67	51.812	11	22	52.275	11	22	ZELINSKY	2:21.548	2:21.584	11	+ 0.036
24	48	37.703	11	44	51.849	6	187	52.451	4	187	HYBACEK	2:22.269	2:23.354	4	+ 1.085
25	39	37.881	12	47	52.157	4	47	52.571	10	47	MILDE	2:22.376	2:22.716	9	+ 0.340
26	67	37.976	11	101	52.668	4	48	52.840	12	48	JANCIK	2:23.299	2:23.551	10	+ 0.252
27	101	37.984	3	81	52.683	2	101	52.911	3	101	FULIN	2:23.563	2:23.697	3	+ 0.134
28	81	38.097	10	39	52.696	12	81	52.922	2	81	JUPA	2:23.702	2:23.963	2	+ 0.261
29	143	38.204	11	48	52.756	7	2	52.963	8	39	JOHN	2:23.934	2:25.190	9	+ 1.256
30	2	38.214	8	77	52.897	9	42	53.177	10	2	KARNY	2:24.145	2:24.277	8	+ 0.132
31	187	38.282	4	54	52.966	4	77	53.272	9	77	HAJKOVA	2:24.576	2:24.755	9	+ 0.179
32	19	38.297	9	2	52.968	9	39	53.357	5	19	VANKAT	2:24.797	2:25.093	9	+ 0.296
33	77	38.407	10	19	53.129	7	19	53.371	3	54	ROJKA	2:25.186	2:26.012	12	+ 0.826
34	15	38.502	8	15	53.139	3	54	53.568	10	15	IVOSEVIC	2:25.260	2:25.545	8	+ 0.285
35	54	38.652	11	143	53.163	9	15	53.619	4	143	KUPCIK	2:25.299	2:25.527	11	+ 0.228
36	53	38.924	11	53	53.399	10	53	53.741	10	42	BRNA	2:25.943	2:26.231	10	+ 0.288
37	42	39.126	6	42	53.640	7	143	53.932	9	53	ZEMAN	2:26.064	2:26.203	10	+ 0.139
38	41	39.340	5	51	54.256	6	51	54.420	6	51	SPALEK	2:28.454	2:28.454	6	+ 0.000
39	51	39.778	6	41	54.543	4	41	55.192	4	41	BALAZ	2:29.075	2:29.702	4	+ 0.627
40	166	2:17.468	3	166	1:00.107	3	166	1:08.291	1	166	PFEIFER	4:25.866	4:30.774	3	+ 4.908

'Perfect Lap' - 2:05.801



Circuit Length - 5.403 kilometres  
Automotodrom  
Brno

Weather/Track: Sun / Dry


# Pohar cestovnich vozu

## GRID FOR RACE 2 - AMENDED

ROW  
18  
ROW  
17  
ROW  
16  
ROW  
15  
ROW  
14  
ROW  
13  
ROW  
12  
ROW  
11  
ROW  
10  
ROW  
9  
ROW  
8  
ROW  
7  
ROW  
6  
ROW  
5  
ROW  
4  
ROW  
3  
ROW  
2  
ROW  
1

166	PFEIFER		41	BALAZ
51	SPALEK		42	BRNA
53	ZEMAN		54	ROJKA
15	IVOSEVIC		143	KUPCIK
39	JOHN		48	JANCIK
187	HYBACEK		47	MILDE
60	PLATENIK		67	BAZATA
22	ZELINSKY		44	SKALICKY
1	FIRLA		112	BARES
55	OSTASEVSKI		57	JOSEF
12	VALEK		96	BARTUNEK
52	KUBISTA		40	FORMAN
45	MACHANEK		28	LUCAK
36	KOTRBA		99	PIRIBAUER
37	KUSIN		24	SENKYR
10	VACIK		27	KACIREK
13	SUCHY		5	BEZAK
7	CHAROUS			

POLE



Weather/Track:

Brno  
Circuit Length = 5.4030 km.  
Start: 14:50 End: 15:20

Race Director:

Steward:

Timekeeper:

## Pohar cestovnich vozu RACE 1 - CLASSIFICATION

POS	NO	CL	DRIVER	NAT	CAR	TIME	LAPS	GAP	KPH	BEST
1	17	N35	Danis JANKO	SVK	Ferrari F430 Challenge	22:57.360	11		155.34	2:02.955
2	5	N35	Milan BEZAK	SUI	Porsche GT3	23:33.772	11	36.412	151.33	2:06.926
3	13	D35	Dan SUCHY	CZE	BMW M3 GTR	23:37.726	11	40.366	150.91	2:06.747
4	27	D35	Petr KACIREK	CZE	BMW M3 GTR	23:43.736	11	46.376	150.28	2:07.313
5	99	N35	Josef PIRIBAUER	AUT	Porsche 996 RSR	24:02.868	11	1:05.508	148.28	2:09.090
6	37	D35	Marcel KUSIN	CZE	BMW M3 GTR	24:10.220	11	1:12.860	147.53	2:10.178
7	24	D35	Robert SENKYR	CZE	BMW M3 GTR	24:18.615	11	1:21.255	146.68	2:09.692
8	36	D35	Matej KOTRBA	CZE	BMW M3 GTR	24:35.685	11	1:38.325	144.98	2:12.456
9	28	D35	Robert LUCAK	CZE	BMW M3 GTR	24:40.266	11	1:42.906	144.54	2:11.962
10	110	N35	Baran ZDENKO	SVK	Ferrari F360	24:41.583	11	1:44.223	144.41	2:11.173
11	45	N35	Rudolf MACHANEK	SVK	Porsche 911 GT3 RS	25:01.859	11	2:04.499	142.46	2:12.787
12	40	N35	Miroslav FORMAN	CZE	BMW M3 - E92	23:01.295	10	1 LAP	140.81	2:16.381
13	60	D20	Robert PLATENIK	CZE	Skoda Fabia	23:01.697	10	1 LAP	140.77	2:15.748
14	96	N35	Tibor BARTUNEK	CZE	Porsche 996 Cup	23:06.403	10	1 LAP	140.29	2:16.327
15	12	D35	Petr VALEK	CZE	BMW M3	23:07.647	10	1 LAP	140.17	2:16.828
16	57	D20	Pekar JOSEF	CZE	Peugeot 306 Maxi	23:16.322	10	1 LAP	139.30	2:16.872
17	52	D20	Simon KUBISTA	CZE	Alfa Romeo 156 S2000	23:20.069	10	1 LAP	138.92	2:14.875
18	112	D20	Radek BARES	CZE	Alfa Romeo 147 GTA	23:33.515	10	1 LAP	137.60	2:18.277
19	1	D30	Lumir FIRLA	CZE	BMW 1 - 130i	23:41.165	10	1 LAP	136.86	2:19.703
20	55	D20	Vladimir OSTASEVSKI	CZE	Renault Clio	23:42.546	10	1 LAP	136.73	2:19.130
21	44	D30	Dan SKALICKY	CZE	BMW 1 - 130i	23:47.216	10	1 LAP	136.28	2:20.056
22	47	D30	Daniel MILDE	GER	BMW 1 - 130i	23:50.711	10	1 LAP	135.95	2:20.538
23	67	D20	Jiri BAZATA	CZE	Skoda Octavia	23:51.557	10	1 LAP	135.87	2:18.836
24	22	D30	Daniel ZELINSKY	CZE	BMW 1 - 130i	23:54.631	10	1 LAP	135.58	2:20.244
25	87	D30	Michal MATEJOVSKY	CZE	Seat Leon TDI	23:59.642	10	1 LAP	135.10	2:20.809
26	39	D30	Michael JOHN	CZE	BMW 1 - 130i	24:17.464	10	1 LAP	133.45	2:23.342
27	48	D30	Jaroslav JANCIK	CZE	BMW 1 - 130i	24:18.073	10	1 LAP	133.40	2:23.531
28	2	D20	Miroslav KARNY	CZE	Skoda Octavia Cup	24:26.293	10	1 LAP	132.65	2:23.970
29	19	D20	Milan VANKAT	CZE	Skoda Octavia Cup	24:28.483	10	1 LAP	132.45	2:24.343
30	143	D30	Jan KUPCIK	CZE	BMW 1 - 130i	24:35.375	10	1 LAP	131.83	2:23.973
31	54	D20	Tomas ROJKA	CZE	Renault Clio	24:37.510	10	1 LAP	131.64	2:24.187
32	81	D20	Jiri JUPA	CZE	Skoda Octavia Cup	24:39.744	10	1 LAP	131.44	2:24.048
33	53	D20	Martin ZEMAN	CZE	Renault Clio	24:40.471	10	1 LAP	131.38	2:25.603
34	66	D20	Tomas KUCERA	CZE	Skoda Octavia Cup	24:45.546	10	1 LAP	130.93	2:25.381
35	77	D20	Laura HAJKOVA	CZE	Skoda Octavia Cup	24:50.817	10	1 LAP	130.47	2:24.424
36	42	D30	Lubomir BRNA	CZE	BMW 1 - 130i	24:54.736	10	1 LAP	130.12	2:26.132
37	51	D20	Jiri SPALEK	CZE	Renault Clio	25:21.666	10	1 LAP	127.82	2:28.385
38	41	D30	Michal BALAZ	CZE	BMW 1 - 130i	3:40.963	1	10 LAPS	88.02	

### FASTEST LAP

17	N35	Danis JANKO	Ferrari F430 Challenge	2:02.955	3	158.19kph	98.29mph
13	D35	Dan SUCHY	BMW M3 GTR	2:06.747	6	153.46kph	95.35mph
52	D20	Simon KUBISTA	Alfa Romeo 156 S2000	2:14.875	7	144.21kph	89.61mph
1	D30	Lumir FIRLA	BMW 1 - 130i	2:19.703	9	139.23kph	86.51mph

Weather/Track: Sun / Dry

Brno  
Circuit Length = 5.4030 km.  
Start: 11:54 End: 12:17

Race Director:	Steward:	Timekeeper:
----------------	----------	-------------



# Pohar cestovnich vozu

## Race 1 - Sector Analysis Report

Lap	S1 Time	S1 Spd	S2 Time	S2 Spd	S3 Time	S3 Spd	Lap Time	Pit	Lap	S1 Time	S1 Spd	S2 Time	S2 Spd	S3 Time	S3 Spd	Lap Time	Pit
<b>1 FIRLA CZE BMW 1 - 130i D30</b>																	
1	51.134	112.7	55.219	178.2	51.742	174.4	2:38.095		7	37.135	119.6	52.185	176.7	50.426	171.9	2:19.746	
2	38.173	117.1	52.280	178.5	50.487	174.7	2:20.940		8	37.828	122.0	52.265	177.0	50.424	171.7	2:20.517	
3	36.962	115.8	52.413	177.9	50.613	173.0	2:19.988		9	37.244	122.7	52.082	175.8	50.377	171.7	2:19.703	
4	37.137	116.8	52.105	175.0	50.950	173.0	2:20.192		10	37.585	123.5	52.561	177.6	50.518	168.2	2:20.664	
5	37.306	120.2	52.322	176.1	50.557	172.5	2:20.185										
6	37.146	119.2	52.124	177.3	51.865	174.4	2:21.135										
<b>2 KARNY CZE Skoda Octavia Cup D20</b>																	
1	51.505		57.295	175.8	53.232	170.0	2:42.032		7	38.327	122.5	54.044	173.3	52.236	166.4	2:24.907	
2	38.658	120.6	54.476	176.4	51.755	170.3	2:24.889		8	38.783	124.2	54.257	174.7	52.258	166.4	2:25.298	
3	38.180	120.9	53.899	175.6	51.891	169.8	2:23.970		9	38.518	122.7	54.199	174.7	52.999	167.4	2:25.716	
4	38.566	118.9	53.728	175.8	52.078	169.0	2:24.372		10	38.525	122.0	54.372	172.5	52.357	165.6	2:25.254	
5	38.598	122.5	54.054	175.0	52.088	168.7	2:24.740										
6	38.857	120.6	54.437	175.0	52.121	167.9	2:25.415										
<b>5 BEZAK SUI Porsche GT3 N35</b>																	
1	40.135	137.9	48.155	215.5	46.013	206.1	2:14.303		7	33.804	132.1	48.310	218.1	46.432	203.7	2:08.546	
2	33.172	133.3	47.867	214.7	46.005	205.7	2:07.044		8	33.854	133.8	48.843	214.7	46.388	203.3	2:09.085	
3	33.592	135.6	47.909	216.0	45.861	206.1	2:07.362		9	33.623	133.3	48.484	218.6	46.101	206.5	2:08.208	
4	33.402	136.5	47.908	215.1	45.952	205.3	2:07.262		10	33.298	139.1	48.495	217.3	46.328	204.5	2:08.121	
5	33.269	133.4	47.833	216.4	45.824	205.7	2:06.926		11	33.792	125.5	48.952	216.4	46.410	204.9	2:09.154	
6	33.482	132.0	48.069	217.3	46.210	205.7	2:07.761										
<b>12 VALEK CZE BMW M3 D35</b>																	
1	45.164	128.2	53.162	193.8	50.768	179.1	2:29.094		7	35.736	132.6	52.014	195.6	49.437	187.5	2:17.187	
2	36.153	127.2	52.264	194.5	49.312	186.2	2:17.729		8	35.803	129.0	51.614	195.6	49.411	185.5	2:16.828	
3	36.047	127.3	52.142	192.8	49.779	186.2	2:17.968		9	36.036	123.0	51.780	196.0	49.262	187.1	2:17.078	
4	35.886	128.7	51.868	193.8	50.033	185.5	2:17.787		10	36.415	131.8	52.271	195.2	49.728	183.9	2:18.414	
5	36.151	121.6	52.110	195.2	49.439	187.1	2:17.700										
6	35.914	134.1	52.081	199.6	49.867	186.2	2:17.862										
<b>13 SUCHY CZE BMW M3 GTR D35</b>																	
1	42.404	130.1	49.753	201.8	46.577	200.0	2:18.734		7	33.623	135.5	47.914	206.5	46.531	197.4	2:08.068	
2	34.143	132.0	48.198	205.3	46.081	199.2	2:08.422		8	33.551	137.9	49.404	204.5	45.871	201.4	2:08.826	
3	33.770	132.1	47.568	204.1	45.925	200.3	2:07.263		9	34.172	137.5	47.603	203.7	45.712	200.0	2:07.487	
4	33.414	134.6	47.691	204.9	45.654	201.1	2:06.759		10	33.464	137.5	47.934	203.3	46.309	199.2	2:07.707	
5	33.313	137.4	48.391	206.1	45.969	200.7	2:07.673		11	33.939	132.8	49.176	204.1	46.925	193.8	2:10.040	
6	33.275	136.5	47.807	204.9	45.665	201.1	2:06.747										



Circuit Length - 5.403 kilometres  
Automotodrom  
Brno

Weather/Track: Sun / Dry

Printed at 12:21, Saturday, 13 September, 2008

© MST Systems Ltd, 2005 (www.mstworld.com)

Page 1

# Pohar cestovnich vozu

## Race 1 - Sector Analysis Report

Lap S1 Time S1 Spd S2 Time S2 Spd S3 Time S3 Spd Lap Time Pit Lap S1 Time S1 Spd S2 Time S2 Spd S3 Time S3 Spd Lap Time Pit

17 JANKO SVK							Ferrari F430 Challenge							N35			
1	39.213	141.9	47.564	210.5	44.848	206.5	2:11.625	7	32.878	133.4	47.908	211.3	44.966	203.7	2:05.752		
2	32.732	140.8	46.937	210.5	44.455	206.1	2:04.124	8	32.920	135.8	46.928	212.1	44.835	205.7	2:04.683		
3	32.554	141.3	46.524	210.9	43.877	207.6	2:02.955	9	33.156	133.9	46.832	216.0	45.289	206.8	2:05.277		
4	32.516	140.0	46.831	210.5	44.496	198.1	2:03.843	10	32.989	134.8	47.171	214.2	44.530	206.5	2:04.690		
5	32.836	138.6	46.492	216.4	44.285	210.1	2:03.613	11	33.158	139.1	47.316	213.8	45.188	205.7	2:05.662		
6	33.153	132.3	46.815	211.7	45.168	206.8	2:05.136										

19 VANKAT CZE							Skoda Octavia Cup							D20			
1	51.446	111.3	55.809	176.4	53.147	169.5	2:40.402	7	38.303	119.0	54.000	175.3	52.244	167.1	2:24.547		
2	38.396	121.4	54.234	172.8	52.414	169.0	2:25.044	8	38.693	118.2	54.361	174.1	52.325	167.4	2:25.379		
3	37.950	120.0	54.760	173.3	52.501	166.9	2:25.211	9	38.382	120.8	54.349	175.8	52.724	167.9	2:25.455		
4	38.201	119.4	53.973	173.3	52.169	166.4	2:24.343	10	38.539	118.4	54.556	174.1	54.071	124.1	2:27.166		
5	38.346	118.2	54.080	173.9	52.333	166.1	2:24.759										
6	39.295	117.6	54.800	176.1	52.082	168.4	2:26.177										

22 ZELINSKY CZE							BMW 1 - 130i							D30			
1	50.365	104.5	55.825	177.0	51.519	174.4	2:37.709	7	37.209	121.7	52.615	177.3	51.207	172.8	2:21.031		
2	38.963	115.8	53.440	178.8	52.084	175.0	2:24.487	8	37.371	119.8	52.932	177.9	51.947	171.9	2:22.250		
3	37.035	123.7	52.853	177.0	50.754	172.5	2:20.642	9	37.563	122.0	53.398	177.9	51.419	168.4	2:22.380		
4	37.031	124.4	52.599	178.2	50.614	171.9	2:20.244	10	37.434	122.0	52.938	177.3	50.962	172.8	2:21.334		
5	37.080	121.3	53.747	167.4	51.675	172.2	2:22.502										
6	37.824	122.8	53.164	176.4	51.064	172.8	2:22.052										

24 SENKYR CZE							BMW M3 GTR							D35			
1	45.348	118.6	52.016	199.2	48.422	188.4	2:25.786	7	34.115	129.6	48.788	201.1	47.545	191.1	2:10.448		
2	35.086	127.6	49.321	197.8	47.003	193.2	2:11.410	8	34.521	127.3	48.779	200.7	47.330	190.4	2:10.630		
3	34.283	131.8	49.509	199.6	47.775	187.1	2:11.567	9	34.554	128.5	49.729	198.5	47.376	192.8	2:11.659		
4	34.178	133.8	48.671	199.2	46.843	191.1	2:09.692	10	35.682	127.2	50.426	196.3	47.582	191.1	2:13.690		
5	34.405	132.5	48.906	199.2	46.994	189.4	2:10.305	11	35.195	125.4	49.996	198.1	48.181	182.4	2:13.372		
6	34.199	131.8	48.753	200.3	47.104	190.8	2:10.056										

27 KACIREK CZE							BMW M3 GTR							D35			
1	41.917	134.6	48.536	194.2	46.213	193.8	2:16.666	7	33.894	136.0	48.384	196.3	47.056	190.4	2:09.334		
2	33.859	131.3	47.779	194.5	46.054	193.2	2:07.692	8	34.163	126.9	49.665	195.2	46.590	192.1	2:10.418		
3	33.866	130.9	47.746	194.5	45.747	191.4	2:07.359	9	33.685	133.4	48.123	193.8	46.580	190.4	2:08.388		
4	33.810	137.0	47.624	194.5	45.879	192.1	2:07.313	10	34.103	129.9	48.965	193.8	47.250	185.5	2:10.318		
5	33.809	132.8	47.979	194.9	45.986	192.8	2:07.774	11	34.318	135.1	48.929	194.2	47.757	181.5	2:11.004		
6	33.806	134.3	47.633	196.0	46.031	193.5	2:07.470										



Circuit Length - 5.403 kilometres  
Automotodrom  
Brno

Weather/Track: Sun / Dry

Printed at 12:21, Saturday, 13 September, 2008

© MST Systems Ltd, 2005 (www.mstworld.com)

Page 2

# Pohar cestovnich vozu

## Race 1 - Sector Analysis Report

Lap S1 Time S1 Spd S2 Time S2 Spd S3 Time S3 Spd Lap Time Pit Lap S1 Time S1 Spd S2 Time S2 Spd S3 Time S3 Spd Lap Time Pit

28 LUCAK CZE						BMW M3 GTR						D35			
1	45.762	113.9	52.783	184.6	48.502	181.5	2:27.047	7	35.525	123.4	49.838	189.4	47.831	181.8	2:13.194
2	35.961	122.5	50.779	186.5	48.921	184.6	2:15.661	8	35.026	127.3	49.628	189.1	47.308	183.9	2:11.962
3	35.613	132.1	49.096	189.4	48.030	184.6	2:12.739	9	35.474	133.1	49.227	186.5	48.376	179.7	2:13.077
4	35.125	128.1	49.869	187.5	47.671	178.5	2:12.665	10	35.006	125.5	50.779	186.2	48.485	184.3	2:14.270
5	35.429	128.1	49.996	185.8	47.666	182.7	2:13.091	11	35.874	128.7	50.397	187.1	47.746	185.8	2:14.017
6	35.174	129.8	49.580	186.8	47.789	180.6	2:12.543								

36 KOTRBA CZE						BMW M3 GTR						D35			
1	43.668	130.2	50.645	190.1	48.227	185.5	2:22.540	7	35.054	133.6	49.395	191.8	48.119	187.1	2:12.568
2	35.348	134.1	49.934	189.8	47.963	187.1	2:13.245	8	36.133	126.9	50.545	190.1	48.563	185.2	2:15.241
3	35.172	133.9	49.543	190.8	48.626	186.5	2:13.341	9	35.824	130.9	50.463	190.1	47.473	186.8	2:13.760
4	35.222	136.0	49.854	190.8	47.687	186.2	2:12.763	10	34.885	135.1	49.250	193.2	48.321	186.2	2:12.456
5	35.336	132.8	49.557	190.1	48.326	185.8	2:13.219	11	35.198	130.7	50.299	191.4	48.251	185.8	2:13.748
6	35.121	132.8	49.444	192.1	48.239	187.5	2:12.804								

37 KUSIN CZE						BMW M3 GTR						D35			
1	42.862	133.3	50.365	191.4	47.651	185.8	2:20.878	7	34.294	132.5	48.950	191.8	47.311	186.2	2:10.555
2	34.538	131.5	49.349	190.8	47.086	188.1	2:10.973	8	34.242	129.9	48.759	191.1	47.639	184.9	2:10.640
3	34.212	137.2	48.951	190.4	47.406	184.3	2:10.569	9	34.357	138.2	49.067	192.1	48.086	186.5	2:11.510
4	34.467	132.6	48.966	189.8	47.206	185.2	2:10.639	10	34.243	133.1	49.196	192.8	47.818	184.6	2:11.257
5	34.436	133.6	49.004	190.1	47.237	186.8	2:10.677	11	34.614	133.4	49.810	190.8	47.920	180.3	2:12.344
6	34.418	135.1	48.686	191.8	47.074	186.5	2:10.178								

39 JOHN CZE						BMW 1 - 130i						D30			
1	50.427	115.1	56.203	174.4	51.945	173.9	2:38.575	7	38.055	120.4	53.593	175.8	52.170	170.3	2:23.818
2	38.340	113.3	53.724	178.8	52.696	171.4	2:24.760	8	38.062	116.3	53.714	177.9	52.539	170.0	2:24.315
3	37.662	120.8	53.448	177.3	52.232	170.0	2:23.342	9	39.098	119.8	54.087	177.6	52.373	170.6	2:25.558
4	37.982	122.0	53.568	177.0	51.842	170.0	2:23.392	10	38.013	119.6	54.845	177.3	51.752	166.4	2:24.610
5	38.188	117.7	54.138	176.7	52.730	169.8	2:25.056								
6	38.114	116.8	54.023	178.5	51.901	170.3	2:24.038								

40 FORMAN CZE						BMW M3 - E92						N35			
1	44.276	126.6	51.924	197.0	49.646	180.9	2:25.846	7	36.294	119.4	51.156	195.6	49.734	186.8	2:17.184
2	36.965	122.7	50.697	196.0	48.956	188.4	2:16.618	8	36.565	120.2	51.449	196.7	50.076	180.0	2:18.090
3	36.762	123.0	50.620	196.7	48.999	187.1	2:16.381	9	36.787	116.1	51.700	195.2	49.635	185.2	2:18.122
4	36.409	119.2	50.712	196.0	49.436	187.1	2:16.557	10	36.628	120.2	51.641	196.0	50.446	186.5	2:18.715
5	36.382	118.6	51.352	196.3	49.267	185.8	2:17.001								
6	36.244	119.0	51.046	197.0	49.491	186.8	2:16.781								

41 BALAZ CZE						BMW 1 - 130i						D30			
1	53.452	121.0	1:25.474	110.6	1:22.037	3:40.963	Pit								



Circuit Length - 5.403 kilometres  
Automotodrom  
Brno

Weather/Track: Sun / Dry

Printed at 12:21, Saturday, 13 September, 2008

© MST Systems Ltd, 2005 (www.mstworld.com)

Page 3

# Pohar cestovnich vozu

## Race 1 - Sector Analysis Report

Lap	S1 Time	S1 Spd	S2 Time	S2 Spd	S3 Time	S3 Spd	Lap Time	Pit	Lap	S1 Time	S1 Spd	S2 Time	S2 Spd	S3 Time	S3 Spd	Lap Time	Pit
<b>42 BRNA</b>			<b>CZE</b>			<b>BMW 1 - 130i</b>			<b>D30</b>								
1	56.646	100.3	58.321	176.7	54.982	163.6	2:49.949		7	38.431	118.2	54.567	177.9	53.284	169.0	2:26.282	
2	39.410	113.9	55.369	178.5	52.846	170.3	2:27.625		8	39.065	114.0	56.310	177.3	52.699	168.2	2:28.074	
3	39.115	116.8	54.320	180.6	52.697	169.0	2:26.132		9	38.808	114.4	54.998	177.9	55.754	166.1	2:29.560	
4	38.679	114.6	55.236	180.6	53.604	167.9	2:27.519		10	39.354	116.6	54.596	180.0	52.802	166.9	2:26.752	
5	38.486	118.1	54.409	179.4	53.649	167.7	2:26.544										
6	38.727	117.5	54.273	179.7	53.299	168.7	2:26.299										
<b>44 SKALICKY</b>			<b>CZE</b>			<b>BMW 1 - 130i</b>			<b>D30</b>								
1	49.378	110.0	54.202	177.9	51.704	173.3	2:35.284		7	37.169	121.2	52.163	178.5	50.724	174.4	2:20.056	
2	37.666	123.2	53.456	177.6	51.952	173.9	2:23.074		8	37.088	122.1	52.528	177.6	50.871	173.6	2:20.487	
3	37.348	121.7	52.378	176.4	50.685	172.8	2:20.411		9	37.526	123.9	53.699	177.0	50.974	173.3	2:22.199	
4	37.730	120.1	53.045	177.0	50.501	174.4	2:21.276		10	37.762	122.1	53.594	175.6	51.083	167.1	2:22.439	
5	37.200	122.1	52.650	176.7	51.302	173.0	2:21.152										
6	37.327	122.1	52.738	176.1	50.773	173.6	2:20.838										
<b>45 MACHANEK</b>			<b>SVK</b>			<b>Porsche 911 GT3 RS</b>			<b>N35</b>								
1	52.209	109.6	55.299	172.5	51.294	204.1	2:38.802		7	35.296	122.5	50.287	217.7	47.729	204.9	2:13.312	
2	37.106	122.3	51.276	210.9	48.654	206.1	2:17.036		8	34.679	120.0	49.980	212.5	48.128	203.7	2:12.787	
3	34.961	123.2	50.369	213.0	48.241	203.7	2:13.571		9	35.343	127.8	49.978	213.0	47.936	204.5	2:13.257	
4	35.273	125.2	49.985	211.3	48.739	205.3	2:13.997		10	35.132	123.8	50.991	211.7	48.645	203.7	2:14.768	
5	35.707	122.8	50.793	216.0	47.565	206.5	2:14.065		11	35.864	119.0	51.164	203.3	49.705	177.9	2:16.733	
6	35.328	126.4	50.214	216.0	47.989	205.3	2:13.531										
<b>47 MILDE</b>			<b>GER</b>			<b>BMW 1 - 130i</b>			<b>D30</b>								
1	49.707	110.0	54.030	176.7	51.805	175.0	2:35.542		7	37.094	121.3	52.531	178.8	51.131	172.8	2:20.756	
2	37.916	121.4	53.877	178.8	51.520	173.9	2:23.313		8	37.571	122.7	52.786	179.7	51.042	172.5	2:21.399	
3	37.574	118.0	52.412	179.1	51.221	173.3	2:21.207		9	37.648	122.0	53.314	177.0	51.423	171.9	2:22.385	
4	37.025	116.6	52.758	179.1	50.755	173.3	2:20.538		10	37.602	120.4	53.501	177.0	52.107	168.4	2:23.210	
5	37.546	120.9	52.523	178.8	51.388		2:21.457										
6	37.494	123.7	52.542	179.1	50.868	173.0	2:20.904										
<b>48 JANCIK</b>			<b>CZE</b>			<b>BMW 1 - 130i</b>			<b>D30</b>								
1	50.623	98.0	56.231	172.5	52.903	172.8	2:39.757		7	37.838	120.5	53.687	176.1	52.455	169.0	2:23.980	
2	38.026	122.8	53.467	175.3	52.593	170.8	2:24.086		8	38.416	116.6	54.322	175.8	53.064	168.2	2:25.802	
3	37.890	121.3	54.161	175.0	52.910	167.4	2:24.961		9	37.990	120.6	53.927	175.3	51.999	170.3	2:23.916	
4	37.641	120.1	54.240	175.8	51.650	171.4	2:23.531		10	37.653	121.4	54.944	176.7	51.954	169.2	2:24.551	
5	37.648	123.4	53.933	173.6	52.094	170.3	2:23.675										
6	37.968	120.4	54.054	176.4	51.792	171.7	2:23.814										
<b>51 SPALEK</b>			<b>CZE</b>			<b>Renault Clio</b>			<b>D20</b>								
1	58.567	102.2	59.750	169.8	55.820	165.8	2:54.137		7	40.467	107.1	55.370	173.9	53.640	167.4	2:29.477	
2	41.074	108.8	55.980	173.6	53.971	166.4	2:31.025		8	41.707	112.1	54.832	172.2	53.812	166.6	2:30.351	
3	39.862	110.8	55.433	172.8	53.536	166.6	2:28.831		9	39.763	109.7	55.041	175.0	53.581	167.4	2:28.385	
4	39.756	105.8	55.629	173.3	53.471	167.9	2:28.856		10	39.790	109.4	55.675	175.0	53.769	164.6	2:29.234	
5	40.864	106.8	55.481	173.3	53.694	168.4	2:30.039										
6	41.659	109.8	54.685	175.0	54.987	166.9	2:31.331										



Circuit Length - 5.403 kilometres  
Automotodrom  
Brno

Weather/Track: Sun / Dry

Printed at 12:21, Saturday, 13 September, 2008

© MST Systems Ltd, 2005 (www.mstworld.com)

Page 4

# Pohar cestovnich vozu

## Race 1 - Sector Analysis Report

Lap S1 Time S1 Spd S2 Time S2 Spd S3 Time S3 Spd Lap Time Pit Lap S1 Time S1 Spd S2 Time S2 Spd S3 Time S3 Spd Lap Time Pit

52 KUBISTA CZE Alfa Romeo 156 S2000						D20									
1				179.7	2:48.951	7	35.381	125.2	50.705	188.8	48.789	181.2	2:14.875		
2		1:29.125	183.3	181.5	2:19.010	8	35.724	127.9	50.640	188.8	49.338	180.3	2:15.702		
3	36.595	124.2	53.390	184.9	49.956	179.4	2:19.941	9	35.812	129.9	50.795	187.1	49.205	180.6	2:15.812
4	35.980	126.0	50.474	191.4	50.431	179.1	2:16.885	10	35.909	130.5	50.418	190.4	48.788	181.8	2:15.115
5	35.673	123.4	50.624	190.4	50.330	177.6	2:16.627								
6	35.860	122.3	51.657	188.8	49.634	180.6	2:17.151								

53 ZEMAN CZE Renault Clio						D20									
1	55.533	104.5	55.960	173.0	52.882	168.2	2:44.375	7	39.137	117.3	55.385	172.5	52.446	168.7	2:26.968
2	39.063	119.3	54.467	172.2	52.745	167.4	2:26.275	8	38.441	123.2	54.650	172.2	52.512	167.4	2:25.603
3	38.994	121.3	54.595	170.8	52.806	165.6	2:26.395	9	39.100	123.0	54.710	171.9	52.780	164.8	2:26.590
4	39.140	119.4	54.398	170.6	52.606	166.1	2:26.144	10	39.025	121.6	54.542	173.3	52.328	167.7	2:25.895
5	39.088	120.6	54.424	171.1	53.031	166.1	2:26.543								
6	38.800	122.1	54.298	173.0	52.585	167.7	2:25.683								

54 ROJKA CZE Renault Clio						D20									
1	54.912	112.0	58.440	171.9	54.033	165.8	2:47.385	7	38.696	112.8	54.340	175.3	52.788	167.7	2:25.824
2	39.500	115.7	54.709	174.4	52.874	167.9	2:27.083	8	38.441	122.8	54.123	174.1	52.483	167.1	2:25.047
3	38.774	121.3	54.139	173.0	52.111	167.7	2:25.024	9	39.097	118.5	55.198	173.9	52.250	169.0	2:26.545
4	38.475	121.0	53.743	174.7	51.969	170.0	2:24.187	10	38.791	120.5	54.366	173.6	52.683	166.1	2:25.840
5	38.069	115.3	54.182	172.8	52.247	169.0	2:24.498								
6	39.810	120.6	53.956	173.6	52.311	169.8	2:26.077								

55 OSTASEVSKI CZE Renault Clio						D20									
1		1:50.144	189.8	178.8	2:41.406	7	36.498	123.4	53.592	186.8	50.634	177.6	2:20.724		
2	37.161	124.4	52.694	185.5	50.372	179.4	2:20.227	8	37.470	121.6	52.448	185.5	50.861	175.0	2:20.779
3	36.734	125.2	52.840	182.1	50.128	178.2	2:19.702	9	37.041	123.7	52.368	183.3	50.608	175.3	2:20.017
4	36.515	127.6	52.692	185.5	50.385	179.7	2:19.592	10	37.224	124.2	52.579	184.3	51.069	175.8	2:20.872
5	36.758	121.8	52.138	187.8	50.234	178.8	2:19.130								
6	36.957	122.1	52.588	184.3	50.552	174.7	2:20.097								

57 JOSEF CZE Peugeot 306 Maxi						D20									
1	50.894	98.7	54.617	177.9	50.356	176.4	2:35.867	7	37.203	126.9	51.520	178.2	49.566	175.0	2:18.289
2	37.890	121.8	51.652	178.5	49.723	175.3	2:19.265	8	37.388	126.9	51.330	179.4	49.153	175.0	2:17.871
3	37.010	128.8	51.273	177.9	49.327	175.6	2:17.610	9	36.995	125.5	51.823	178.8	49.262	176.1	2:18.080
4	37.220	130.9	51.086	178.8	49.128	176.1	2:17.434	10	36.557	130.4	50.829	180.6	49.486	172.5	2:16.872
5	36.833	129.8	51.352	178.8	49.121	175.3	2:17.306								
6	36.940	125.2	51.373	180.0	49.415	173.6	2:17.728								

60 PLATENIK CZE Skoda Fabia						D20									
1	46.390	111.9	52.627	188.8	50.315	183.0	2:29.332	7	35.987	122.0	50.777	188.8	49.110	184.6	2:15.874
2	37.081	113.4	52.300	187.1	49.158	183.9	2:18.539	8	36.844	116.3	50.816	188.1	49.187	184.3	2:16.847
3	35.952	122.1	51.307	189.1	50.125	184.6	2:17.384	9	36.467	116.0	51.085	188.1	48.859	184.9	2:16.411
4	36.743	123.5	52.552	187.1	50.193	185.5	2:19.488	10	35.852	117.0	50.863	188.4	49.033	186.2	2:15.748
5	36.071	125.1	50.902	190.1	49.307	185.8	2:16.280								
6	35.763	119.2	51.120	192.5	48.911	184.6	2:15.794								



Circuit Length - 5.403 kilometres  
Automotodrom  
Brno

Weather/Track: Sun / Dry

Printed at 12:21, Saturday, 13 September, 2008

© MST Systems Ltd, 2005 (www.mstworld.com)

Page 5

# Pohar cestovnich vozu

## Race 1 - Sector Analysis Report

Lap S1 Time S1 Spd S2 Time S2 Spd S3 Time S3 Spd Lap Time Pit Lap S1 Time S1 Spd S2 Time S2 Spd S3 Time S3 Spd Lap Time Pit

66 KUCERA						CZE Skoda Octavia Cup						D20			
1	56.839	101.9	58.337	175.0	53.111	162.4	2:48.287	7	39.518	112.6	54.061	176.1	52.196	167.7	2:25.775
2	39.313	111.1	54.462	175.8	52.967	168.7	2:26.742	8	38.924	115.2	54.175	175.0	52.583	165.8	2:25.682
3	38.675	114.4	54.162	173.0	52.544	163.3	2:25.381	9	39.015	116.1	54.700	174.4	52.519	166.9	2:26.234
4	38.524	112.8	53.969	173.6	53.434	164.8	2:25.927	10	39.132	114.1	54.427	174.1	54.752	164.8	2:28.311
5	39.200	109.4	54.134	173.9	54.079	161.6	2:27.413								
6	39.383	115.2	53.908	176.4	52.503	167.9	2:25.794								

67 BAZATA						CZE Skoda Octavia						D20			
1	54.226	120.5	55.662	184.3	52.218	177.3	2:42.106	7	36.995	131.2	51.782	187.5	50.245	178.2	2:19.022
2	37.767	123.0	54.059	184.3	50.821	178.5	2:22.647	8	36.438	123.5	52.079	187.1	50.319	178.5	2:18.836
3	37.240	123.4	52.616	185.5	50.129	176.7	2:19.985	9	36.629	128.1	53.514	183.6	50.984	175.3	2:21.127
4	37.440	123.1	51.930	184.9	50.965	177.6	2:20.335	10	37.323	124.4	54.654	171.1	55.743	147.3	2:27.720
5	36.862	126.6	53.354	183.3	50.462	176.7	2:20.678								
6	36.866	126.4	52.177	185.2	50.058	178.2	2:19.101								

77 HAJKOVA						CZE Skoda Octavia Cup						D20			
1	1:07.522	97.0	1:00.816	171.7	55.816	164.3	3:04.154	7	38.536	118.9	53.790	175.6	52.302	168.7	2:24.628
2	40.261	113.8	54.745	175.8	52.780	168.4	2:27.786	8	38.961	119.8	53.526	175.8	52.185	167.9	2:24.672
3	38.739	118.9	53.852	174.4	52.195	168.2	2:24.786	9	38.281	120.9	53.829	175.8	53.262	163.3	2:25.372
4	38.731	120.4	54.196	174.4	52.345	168.2	2:25.272	10	38.700	119.3	53.707	176.1	52.017	167.9	2:24.424
5	38.686	117.9	53.954	174.7	51.881	167.4	2:24.521								
6	38.741	120.1	54.177	177.0	52.284	167.7	2:25.202								

81 JUPA						CZE Skoda Octavia Cup						D20			
1	1:05.427	106.7	57.023	165.3	53.211	169.5	2:55.661	7	38.663	118.6	55.268	175.8	52.006	167.7	2:25.937
2	38.828	117.1	53.789	175.3	52.127	168.7	2:24.744	8	38.223	121.6	53.970	175.8	53.008	166.9	2:25.201
3	38.564	119.7	53.787	174.7	51.980	167.4	2:24.331	9	38.450	115.6	54.375	175.8	52.447	167.9	2:25.272
4	38.157	117.9	55.207	176.1	52.053	167.9	2:25.417	10	38.503	119.3	54.214	174.4	52.251	166.9	2:24.968
5	38.063	120.1	53.780	174.1	52.205	167.9	2:24.048								
6	38.236	120.9	53.786	174.1	52.143	168.7	2:24.165								

87 MATEJOVSKY						CZE Seat Leon TDI						D30			
1	53.046	107.7	56.045	173.0	53.680	169.5	2:42.771	7	38.161	120.9	51.874	170.0	50.774	166.4	2:20.809
2	38.474	122.5	53.442	173.0	51.189	169.0	2:23.105	8	38.006	123.2	52.221	170.0	51.924	164.8	2:22.151
3	38.226	121.7	53.131	170.0	51.694	163.6	2:23.051	9	38.164	122.0	52.502	170.8	51.045	165.3	2:21.711
4	38.025	122.8	52.612	171.7	50.764	165.6	2:21.401	10	38.223	120.0	52.154	169.2	51.064	163.3	2:21.441
5	38.367	120.1	52.268	169.8	51.084	165.1	2:21.719								
6	38.265	121.8	51.985	172.5	51.233	165.8	2:21.483								

96 BARTUNEK						CZE Porsche 996 Cup						N35			
1	48.806	106.8	53.476	201.1	50.707	190.1	2:32.989	7	35.774	123.2	51.911	203.3	49.367	190.8	2:17.052
2	36.385	118.4	51.535	200.7	48.878	192.8	2:16.798	8	35.635	124.5	51.528	203.3	49.220	191.8	2:16.383
3	35.696	120.0	51.467	201.1	49.164	193.2	2:16.327	9	36.326	118.1	51.653	204.1	49.374	189.8	2:17.353
4	35.601	118.8	52.099	202.6	49.672	183.9	2:17.372	10	35.784	120.8	51.698	199.6	49.242	190.1	2:16.724
5	36.103	121.3	51.550	203.7	49.573	190.8	2:17.226								
6	35.474	117.3	53.333	201.8	49.372	189.8	2:18.179								



Circuit Length - 5.403 kilometres  
Automotodrom  
Brno

Weather/Track: Sun / Dry

Printed at 12:21, Saturday, 13 September, 2008

© MST Systems Ltd, 2005 (www.mstworld.com)

Page 6

# Pohar cestovnich vozu

## Race 1 - Sector Analysis Report

Lap S1 Time S1 Spd S2 Time S2 Spd S3 Time S3 Spd Lap Time Pit Lap S1 Time S1 Spd S2 Time S2 Spd S3 Time S3 Spd Lap Time Pit

99 PIRIBAUER AUT Porsche 996 RSR							N35								
1	42.279	117.6	50.437	206.1	47.597	196.3	2:20.313	7	34.330	130.2	48.504	208.4	46.971	198.8	2:09.805
2	34.262	128.1	49.310	206.1	47.237	194.5	2:10.809	8	34.004	125.1	48.890	206.8	46.862	196.7	2:09.756
3	34.397	125.0	48.842	206.8	46.580	198.1	2:09.819	9	34.235	127.2	50.293	204.1	46.853	198.1	2:11.381
4	34.044	127.0	48.760	207.2	46.727	197.0	2:09.531	10	34.536	121.2	49.354	208.0	47.300	195.6	2:11.190
5	34.440	127.2	48.711	206.5	46.618	199.2	2:09.769	11	34.600	132.3	49.288	205.7	47.517	195.6	2:11.405
6	34.123	127.8	48.373	208.0	46.594	197.8	2:09.090								

110 ZDENKO SVK Ferrari F360							N35								
1					190.1	2:21.620	7	35.154	128.7	50.693	201.4	48.184	192.8	2:14.031	
2					188.8	2:13.151	8	36.042	123.7	50.698	199.6	48.642	191.4	2:15.382	
3	35.503	125.8	49.862	199.2	48.468	189.8	2:13.833	9	35.706	127.8	51.643	199.6	47.925	190.8	2:15.274
4	35.163	131.0	49.148	202.2	46.862	190.1	2:11.173	10	35.941	126.4	50.571	200.7	48.620	190.4	2:15.132
5	34.309	133.6	49.161	201.1	48.326	192.8	2:11.796	11	35.842	127.0	50.611	200.0	49.198	187.5	2:15.651
6	35.492	127.6	50.462	201.4	48.586	190.1	2:14.540								

112 BARES CZE Alfa Romeo 147 GTA							D20								
1	51.740	92.8	55.537	175.3	51.617	169.2	2:38.894	7	36.876	126.1	53.124	178.8	50.204	170.6	2:20.204
2	38.235	114.4	52.225	178.8	50.631	171.4	2:21.091	8	37.246	129.3	51.595	177.3	50.154	169.8	2:18.995
3	37.156	125.8	51.976	179.4	50.362	170.6	2:19.494	9	37.062	127.9	51.322	176.1	49.893	169.2	2:18.277
4	37.157	125.8	51.756	175.6	50.008	170.0	2:18.921	10	37.294	127.5	51.256	177.9	50.888	170.6	2:19.438
5	37.176	126.7	51.422	175.6	50.304	170.0	2:18.902								
6	37.131	128.4	51.698	177.6	50.470	170.3	2:19.299								

143 KUPCIK CZE BMW 1 - 130i							D30								
1	56.519	105.0	59.276	171.4	54.526	169.5	2:50.321	7	38.447	121.2	55.051	179.1	52.400	170.0	2:25.898
2	39.439	120.1	55.144	176.1	53.070	170.3	2:27.653	8	38.031	122.7	54.071	178.2	51.871	172.8	2:23.973
3	37.928	125.1	54.702	168.7	52.182	171.1	2:24.812	9	38.011	125.2	54.218	177.0	52.313	170.6	2:24.542
4	37.859	126.1	53.504	178.8	52.748	171.9	2:24.111	10	38.415	123.4	53.920	177.6	52.636	169.2	2:24.971
5	38.139	123.5	54.041	176.1	52.461	170.0	2:24.641								
6	37.931	126.4	53.930	180.0	52.592	174.1	2:24.453								



Circuit Length - 5.403 kilometres  
Automotodrom  
Brno

Weather/Track: Sun / Dry

Printed at 12:21, Saturday, 13 September, 2008

© MST Systems Ltd, 2005 (www.mstworld.com)

Page 7



## Pohar cestovnich vozu Race 1 - Best Sector Speeds Report

SECTOR 1				SECTOR 2				SECTOR 3				
POS	NO	NAME	SPEED	LAP	NO	NAME	SPEED	LAP	NO	NAME	SPEED	LAP
1	17	JANKO	141.9	1	5	BEZAK	218.6	9	17	JANKO	210.1	5
2	5	BEZAK	139.1	10	45	MACHANEK	217.7	7	5	BEZAK	206.5	9
3	37	KUSIN	138.2	9	17	JANKO	216.4	5	45	MACHANEK	206.5	5
4	13	SUCHY	137.9	8	99	PIRIBAUER	208.4	7	13	SUCHY	201.4	8
5	27	KACIREK	137.0	4	13	SUCHY	206.5	7	99	PIRIBAUER	199.2	5
6	36	KOTRBA	136.0	4	96	BARTUNEK	204.1	9	27	KACIREK	193.8	1
7	12	VALEK	134.1	6	110	ZDENKO	202.2	4	24	SENKYR	193.2	2
8	24	SENKYR	133.8	4	24	SENKYR	201.1	7	96	BARTUNEK	193.2	3
9	110	ZDENKO	133.6	5	12	VALEK	199.6	6	110	ZDENKO	192.8	5
10	28	LUCAK	133.1	9	40	FORMAN	197.0	1	40	FORMAN	188.4	2
11	99	PIRIBAUER	132.3	11	27	KACIREK	196.3	7	37	KUSIN	188.1	2
12	67	BAZATA	131.2	7	36	KOTRBA	193.2	10	12	VALEK	187.5	7
13	57	JOSEF	130.9	4	37	KUSIN	192.8	10	36	KOTRBA	187.5	6
14	52	KUBISTA	130.5	10	60	PLATENIK	192.5	6	60	PLATENIK	186.2	10
15	112	BARES	129.3	8	52	KUBISTA	191.4	4	28	LUCAK	185.8	11
16	45	MACHANEK	127.8	9	55	OSTASEVSKI	189.8	1	52	KUBISTA	181.8	10
17	55	OSTASEVSKI	127.6	4	28	LUCAK	189.4	3	55	OSTASEVSKI	179.7	4
18	40	FORMAN	126.6	1	67	BAZATA	187.5	7	67	BAZATA	178.5	2
19	143	KUPCIK	126.4	6	42	BRNA	180.6	3	57	JOSEF	176.4	1
20	60	PLATENIK	125.1	5	57	JOSEF	180.6	10	22	ZELINSKY	175.0	2
21	96	BARTUNEK	124.5	8	143	KUPCIK	180.0	6	47	MILDE	175.0	1
22	22	ZELINSKY	124.4	4	47	MILDE	179.7	8	1	FIRLA	174.7	2
23	2	KARNY	124.2	8	112	BARES	179.4	3	44	SKALICKY	174.4	4
24	44	SKALICKY	123.9	9	22	ZELINSKY	178.8	2	143	KUPCIK	174.1	6
25	47	MILDE	123.7	6	39	JOHN	178.8	2	39	JOHN	173.9	1
26	1	FIRLA	123.5	10	1	FIRLA	178.5	2	48	JANCIK	172.8	1
27	48	JANCIK	123.4	5	44	SKALICKY	178.5	7	112	BARES	171.4	2
28	53	ZEMAN	123.2	8	77	HAJKOVA	177.0	6	2	KARNY	170.3	2
29	87	MATEJOVSKY	123.2	8	48	JANCIK	176.7	10	42	BRNA	170.3	2
30	54	ROJKA	122.8	8	2	KARNY	176.4	2	54	ROJKA	170.0	4
31	39	JOHN	122.0	4	19	VANKAT	176.4	1	19	VANKAT	169.5	1
32	81	JUPA	121.6	8	66	KUCERA	176.4	6	81	JUPA	169.5	1
33	19	VANKAT	121.4	2	81	JUPA	176.1	4	87	MATEJOVSKY	169.5	1
34	41	BALAZ	121.0	1	54	ROJKA	175.3	7	53	ZEMAN	168.7	7
35	77	HAJKOVA	120.9	9	51	SPALEK	175.0	6	66	KUCERA	168.7	2
36	42	BRNA	118.2	7	53	ZEMAN	173.3	10	77	HAJKOVA	168.7	7
37	66	KUCERA	116.1	9	87	MATEJOVSKY	173.0	1	51	SPALEK	168.4	5
38	51	SPALEK	112.1	8	41	BALAZ	110.6	1				



Circuit Length - 5.403 kilometres  
Automotodrom  
Brno

Weather/Track: Sun / Dry



## Pohar cestovnich vozu Race 1 - Best Sector Times Report

POS	SECTOR 1			SECTOR 2			SECTOR 3			NAME	IDEAL/BEST LAP COMPARISON				
	NO	TIME	LAP	NO	TIME	LAP	NO	TIME	LAP		NO	IDEAL	BEST	LAP	DIFF
1	17	32.516	4	17	46.492	5	17	43.877	3	17	JANKO	2:02.885	2:02.955	3	+ 0.070
2	5	33.172	2	13	47.568	3	13	45.654	4	13	SUCHY	2:06.497	2:06.747	6	+ 0.250
3	13	33.275	6	27	47.624	4	27	45.747	3	5	BEZAK	2:06.829	2:06.926	5	+ 0.097
4	27	33.685	9	5	47.833	5	5	45.824	5	27	KACIREK	2:07.056	2:07.313	4	+ 0.257
5	99	34.004	8	99	48.373	6	99	46.580	3	99	PIRIBAUER	2:08.957	2:09.090	6	+ 0.133
6	24	34.115	7	24	48.671	4	24	46.843	4	24	SENKYR	2:09.629	2:09.692	4	+ 0.063
7	37	34.212	3	37	48.686	6	110	46.862	4	37	KUSIN	2:09.972	2:10.178	6	+ 0.206
8	110	34.309	5	28	49.096	3	37	47.074	6	110	ZDENKO	2:10.319	2:11.173	4	+ 0.854
9	45	34.679	8	110	49.148	4	28	47.308	8	28	LUCAK	2:11.410	2:11.962	8	+ 0.552
10	36	34.885	10	36	49.250	10	36	47.473	9	36	KOTRBA	2:11.608	2:12.456	10	+ 0.848
11	28	35.006	10	45	49.978	9	45	47.565	5	45	MACHANEK	2:12.222	2:12.787	8	+ 0.565
12	52	35.381	7	52	50.418	10	52	48.788	10	52	KUBISTA	2:14.587	2:14.875	7	+ 0.288
13	96	35.474	6	40	50.620	3	60	48.859	9	60	PLATENIK	2:15.399	2:15.748	10	+ 0.349
14	12	35.736	7	60	50.777	7	96	48.878	2	96	BARTUNEK	2:15.819	2:16.327	3	+ 0.508
15	60	35.763	6	57	50.829	10	40	48.956	2	40	FORMAN	2:15.820	2:16.381	3	+ 0.561
16	40	36.244	6	112	51.256	10	57	49.121	5	57	JOSEF	2:16.507	2:16.872	10	+ 0.365
17	67	36.438	8	96	51.467	3	12	49.262	9	12	VALEK	2:16.612	2:16.828	8	+ 0.216
18	55	36.498	7	12	51.614	8	112	49.893	9	112	BARES	2:18.025	2:18.277	9	+ 0.252
19	57	36.557	10	67	51.782	7	67	50.058	6	67	BAZATA	2:18.278	2:18.836	8	+ 0.558
20	112	36.876	7	87	51.874	7	55	50.128	3	55	OSTASEVSK	2:18.764	2:19.130	5	+ 0.366
21	1	36.962	3	1	52.082	9	1	50.377	9	1	FIRLA	2:19.421	2:19.703	9	+ 0.282
22	47	37.025	4	55	52.138	5	44	50.501	4	44	SKALICKY	2:19.752	2:20.056	7	+ 0.304
23	22	37.031	4	44	52.163	7	22	50.614	4	47	MILDE	2:20.192	2:20.538	4	+ 0.346
24	44	37.088	8	47	52.412	3	47	50.755	4	22	ZELINSKY	2:20.244	2:20.244	4	+ 0.000
25	48	37.641	4	22	52.599	4	87	50.764	4	87	MATEJOVSK	2:20.644	2:20.809	7	+ 0.165
26	39	37.662	3	39	53.448	3	48	51.650	4	48	JANCIK	2:22.758	2:23.531	4	+ 0.773
27	143	37.859	4	48	53.467	2	39	51.752	10	39	JOHN	2:22.862	2:23.342	3	+ 0.480
28	19	37.950	3	143	53.504	4	2	51.755	2	143	KUPCIK	2:23.234	2:23.973	8	+ 0.739
29	87	38.006	8	77	53.526	8	143	51.871	8	2	KARNY	2:23.663	2:23.970	3	+ 0.307
30	81	38.063	5	2	53.728	4	77	51.881	5	77	HAJKOVA	2:23.688	2:24.424	10	+ 0.736
31	54	38.069	5	54	53.743	4	54	51.969	4	54	ROJKA	2:23.781	2:24.187	4	+ 0.406
32	2	38.180	3	81	53.780	5	81	51.980	3	81	JUPA	2:23.823	2:24.048	5	+ 0.225
33	77	38.281	9	66	53.908	6	19	52.082	6	19	VANKAT	2:24.005	2:24.343	4	+ 0.338
34	42	38.431	7	19	53.973	4	66	52.196	7	66	KUCERA	2:24.628	2:25.381	3	+ 0.753
35	53	38.441	8	42	54.273	6	53	52.328	10	53	ZEMAN	2:25.067	2:25.603	8	+ 0.536
36	66	38.524	4	53	54.298	6	42	52.697	3	42	BRNA	2:25.401	2:26.132	3	+ 0.731
37	51	39.756	4	51	54.685	6	51	53.471	4	51	SPALEK	2:27.912	2:28.385	9	+ 0.473
38	41	53.452	1	41	1:25.474	1	41	1:22.037	1	41	BALAZ	3:40.963	3:40.963	1	+ 0.000

'Perfect Lap' - 2:02.885



Circuit Length - 5.403 kilometres  
Automotodrom  
Brno

Weather/Track: Sun / Dry

# Pohar cestovnich vozu

## RACE 1 - LAP CHART

Lap 1			Lap 2			Lap 3			Lap 4			Lap 5		
No	Behind	Laptime	No	Behind	Laptime	No	Behind	Laptime	No	Behind	Laptime	No	Behind	Laptime
17		2:11.625	17		2:04.124	17		2:02.955	17		2:03.843	17		2:03.613
5	2.678	2:14.303	5	5.598	2:07.044	5	10.005	2:07.362	5	13.424	2:07.262	5	16.737	2:06.926
27	5.041	2:16.666	27	8.609	2:07.692	27	13.013	2:07.359	27	16.483	2:07.313	27	20.644	2:07.774
13	7.109	2:18.734	13	11.407	2:08.422	13	15.715	2:07.263	13	18.631	2:06.759	13	22.691	2:07.673
99	8.688	2:20.313	99	15.373	2:10.809	99	22.237	2:09.819	99	27.925	2:09.531	99	34.081	2:09.769
37	9.253	2:20.878	37	16.102	2:10.973	37	23.716	2:10.569	37	30.512	2:10.639	37	37.576	2:10.677
110	9.995	2:21.620	110	19.022	2:13.151	110	29.900	2:13.833	24	35.908	2:09.692	24	42.600	2:10.305
36	10.915	2:22.540	36	20.036	2:13.245	24	30.059	2:11.567	110	37.230	2:11.173	110	45.413	2:11.796
24	14.161	2:25.786	24	21.447	2:11.410	36	30.422	2:13.341	36	39.342	2:12.763	36	48.948	2:13.219
40	14.221	2:25.846	40	26.715	2:16.618	28	36.743	2:12.739	28	45.565	2:12.665	28	55.043	2:13.091
28	15.422	2:27.047	28	26.959	2:15.661	40	40.141	2:16.381	40	52.855	2:16.557	40	1:06.243	2:17.001
12	17.469	2:29.094	12	31.074	2:17.729	12	46.087	2:17.968	12	1:00.031	2:17.787	45	1:11.311	2:14.065
60	17.707	2:29.332	60	32.122	2:18.539	60	46.551	2:17.384	45	1:00.859	2:13.997	12	1:14.118	2:17.700
96	21.364	2:32.989	96	34.038	2:16.798	96	47.410	2:16.327	96	1:00.939	2:17.372	96	1:14.552	2:17.226
44	23.659	2:35.284	57	39.383	2:19.265	45	50.705	2:13.571	60	1:02.196	2:19.488	60	1:14.863	2:16.280
47	23.917	2:35.542	45	40.089	2:17.036	57	54.038	2:17.610	57	1:07.629	2:17.434	57	1:21.322	2:17.306
57	24.242	2:35.867	44	42.609	2:23.074	44	1:00.065	2:20.411	112	1:15.853	2:18.921	112	1:31.142	2:18.902
22	26.084	2:37.709	47	43.106	2:23.313	1	1:00.319	2:19.988	1	1:16.668	2:20.192	1	1:33.240	2:20.185
1	26.470	2:38.095	1	43.286	2:20.940	112	1:00.775	2:19.494	44	1:17.498	2:21.276	55	1:33.897	2:19.130
39	26.950	2:38.575	112	44.236	2:21.091	47	1:01.358	2:21.207	47	1:18.053	2:20.538	44	1:35.037	2:21.152
45	27.177	2:38.802	55	45.884	2:20.227	55	1:02.631	2:19.702	55	1:18.380	2:19.592	52	1:35.254	2:16.627
112	27.269	2:38.894	22	46.447	2:24.487	22	1:04.134	2:20.642	22	1:20.535	2:20.244	47	1:35.897	2:21.457
48	28.132	2:39.757	39	47.586	2:24.760	67	1:06.034	2:19.985	52	1:22.240	2:16.885	22	1:39.424	2:22.502
19	28.777	2:40.402	48	48.094	2:24.086	39	1:07.973	2:23.342	67	1:22.526	2:20.335	67	1:39.591	2:20.678
55	29.781	2:41.406	67	49.004	2:22.647	52	1:09.198	2:19.941	39	1:27.522	2:23.392	87	1:45.887	2:21.719
2	30.407	2:42.032	19	49.697	2:25.044	48	1:10.100	2:24.961	87	1:27.781	2:21.401	39	1:48.965	2:25.056
67	30.481	2:42.106	87	50.127	2:23.105	87	1:10.223	2:23.051	48	1:29.788	2:23.531	48	1:49.850	2:23.675
87	31.146	2:42.771	2	51.172	2:24.889	19	1:11.953	2:25.211	19	1:32.453	2:24.343	19	1:53.599	2:24.759
53	32.750	2:44.375	52	52.212	2:19.010	2	1:12.187	2:23.970	2	1:32.716	2:24.372	2	1:53.843	2:24.740
54	35.760	2:47.385	53	54.901	2:26.275	53	1:18.341	2:26.395	53	1:40.642	2:26.144	54	2:02.017	2:24.498
66	36.662	2:48.287	54	58.719	2:27.083	54	1:20.788	2:25.024	54	1:41.132	2:24.187	53	2:03.572	2:26.543
52	37.326	2:48.951	66	59.280	2:26.742	66	1:21.706	2:25.381	66	1:43.790	2:25.927			
42	38.324	2:49.949	42	1:01.825	2:27.625	143	1:24.082	2:24.812	143	1:44.350	2:24.111			
143	38.696	2:50.321	143	1:02.225	2:27.653	42	1:25.002	2:26.132	81	1:47.606	2:25.417			
51	42.512	2:54.137	81	1:04.656	2:24.744	81	1:26.032	2:24.331	42	1:48.678	2:27.519			
81	44.036	2:55.661	51	1:09.413	2:31.025	51	1:35.289	2:28.831	77	1:59.451	2:25.272			
77	52.529	3:04.154	77	1:16.191	2:27.786	77	1:38.022	2:24.786	51	2:00.302	2:28.856			
41	1:29.338	3:40.963P												

Weather/Track: Sun / Dry

www.mstworld.com

Page 1 of 3

Brno  
Circuit Length = 5.4030 km.  
Start: 11:54 End: 12:17

Printed - 12:21 Saturday, 13 September 2008

# Pohar cestovnich vozu

## RACE 1 - LAP CHART

(contd.)

Lap 6			Lap 7			Lap 8			Lap 9			Lap 10		
No	Behind	Laptime	No	Behind	Laptime	No	Behind	Laptime	No	Behind	Laptime	No	Behind	Laptime
17		2:05.136	17		2:05.752	17		2:04.683	17		2:05.277	17		2:04.690
143	1 LAP	2:24.641	39	1 LAP	2:24.038	44	1 LAP	2:20.056	52	1 LAP	2:15.702	57	1 LAP	2:18.080
66	1 LAP	2:27.413	48	1 LAP	2:23.814	47	1 LAP	2:20.756	112	1 LAP	2:18.995	52	1 LAP	2:15.812
81	1 LAP	2:24.048	2	1 LAP	2:25.415	67	1 LAP	2:19.022	1	1 LAP	2:20.517	112	1 LAP	2:18.277
42	1 LAP	2:26.544	19	1 LAP	2:26.177	22	1 LAP	2:21.031	55	1 LAP	2:20.779	1	1 LAP	2:19.703
77	1 LAP	2:24.521	54	1 LAP	2:26.077	87	1 LAP	2:20.809	44	1 LAP	2:20.487	55	1 LAP	2:20.017
5	19.362	2:07.761	53	1 LAP	2:25.683	39	1 LAP	2:23.818	67	1 LAP	2:18.836	67	1 LAP	2:21.127
51	1 LAP	2:30.039	143	1 LAP	2:24.453	48	1 LAP	2:23.980	47	1 LAP	2:21.399	5	32.920	2:08.121
27	22.978	2:07.470	81	1 LAP	2:24.165	5	26.558	2:09.085	22	1 LAP	2:22.250	44	1 LAP	2:22.199
13	24.302	2:06.747	5	22.156	2:08.546	2	1 LAP	2:24.607	87	1 LAP	2:22.151	47	1 LAP	2:22.385
99	38.035	2:09.090	66	1 LAP	2:25.794	19	1 LAP	2:24.547	5	29.489	2:08.208	13	35.988	2:07.707
37	42.618	2:10.178	27	26.560	2:09.334	13	30.761	2:08.826	13	32.971	2:07.487	27	41.034	2:10.318
24	47.520	2:10.056	13	26.618	2:08.068	27	32.295	2:10.418	27	35.406	2:08.388	22	1 LAP	2:22.380
110	54.817	2:14.540	42	1 LAP	2:26.299	54	1 LAP	2:25.824	39	1 LAP	2:24.315	87	1 LAP	2:21.711
36	56.616	2:12.804	77	1 LAP	2:25.202	143	1 LAP	2:25.898	48	1 LAP	2:25.802	99	59.765	2:11.190
28	1:02.450	2:12.543	99	42.088	2:09.805	53	1 LAP	2:26.968	2	1 LAP	2:25.298	39	1 LAP	2:25.558
40	1:17.888	2:16.781	51	1 LAP	2:31.331	81	1 LAP	2:25.937	19	1 LAP	2:25.379	48	1 LAP	2:23.916
45	1:19.706	2:13.531	37	47.421	2:10.555	66	1 LAP	2:25.775	99	53.265	2:11.381	37	1:06.178	2:11.257
60	1:25.521	2:15.794	24	52.216	2:10.448	99	47.161	2:09.756	54	1 LAP	2:25.047	2	1 LAP	2:25.716
12	1:26.844	2:17.862	110	1:03.096	2:14.031	42	1 LAP	2:26.282	143	1 LAP	2:23.973	19	1 LAP	2:25.455
96	1:27.595	2:18.179	36	1:03.432	2:12.568	37	53.378	2:10.640	37	59.611	2:11.510	24	1:13.545	2:13.690
57	1:33.914	2:17.728	28	1:09.892	2:13.194	77	1 LAP	2:24.628	53	1 LAP	2:25.603	143	1 LAP	2:24.542
112	1:45.305	2:19.299	45	1:27.266	2:13.312	24	58.163	2:10.630	81	1 LAP	2:25.201	54	1 LAP	2:26.545
52	1:47.269	2:17.151	40	1:29.320	2:17.184	51	1 LAP	2:29.477	66	1 LAP	2:25.682	53	1 LAP	2:26.590
55	1:48.858	2:20.097	60	1:35.643	2:15.874	110	1:13.795	2:15.382	24	1:04.545	2:11.659	81	1 LAP	2:25.272
1	1:49.239	2:21.135	12	1:38.279	2:17.187	36	1:13.990	2:15.241	42	1 LAP	2:28.074	66	1 LAP	2:26.234
44	1:50.739	2:20.838	96	1:38.895	2:17.052	28	1:17.171	2:11.962	77	1 LAP	2:24.672	36	1:30.239	2:12.456
47	1:51.665	2:20.904	57	1:46.451	2:18.289	45	1:35.370	2:12.787	36	1:22.473	2:13.760	110	1:34.234	2:15.132
67	1:53.556	2:19.101	52	1:56.392	2:14.875	40	1:42.727	2:18.090	110	1:23.792	2:15.274	28	1:34.551	2:14.270
22	1:56.340	2:22.052	112	1:59.757	2:20.204	60	1:47.807	2:16.847	28	1:24.971	2:13.077	77	1 LAP	2:25.372
87	2:02.234	2:21.483	1	2:03.233	2:19.746	12	1:50.424	2:16.828	51	1 LAP	2:30.351	42	1 LAP	2:29.560
			55	2:03.830	2:20.724	96	1:50.595	2:16.383	45	1:43.350	2:13.257	45	1:53.428	2:14.768
						57	1:59.639	2:17.871	40	1:55.572	2:18.122	51	1 LAP	2:28.385
									60	1:58.941	2:16.411			
									12	2:02.225	2:17.078			
									96	2:02.671	2:17.353			

Weather/Track: Sun / Dry

www.mstworld.com

Page 2 of 3

Brno  
Circuit Length = 5.4030 km.  
Start: 11:54 End: 12:17

Printed - 12:21 Saturday, 13 September 2008

**Pohar cestovnich vozu**  
**RACE 1 - LAP CHART**

(contd.)

Lap 11			Lap 12			Lap 13			Lap 14			Lap 15		
No	Behind	Laptime	No	Behind	Laptime	No	Behind	Laptime	No	Behind	Laptime	No	Behind	Laptime
17		2:05.662												
40	1 LAP	2:18.715												
60	1 LAP	2:15.748												
96	1 LAP	2:16.724												
12	1 LAP	2:18.414												
57	1 LAP	2:16.872												
52	1 LAP	2:15.115												
112	1 LAP	2:19.438												
5	36.412	2:09.154												
13	40.366	2:10.040												
1	1 LAP	2:20.664												
55	1 LAP	2:20.872												
27	46.376	2:11.004												
44	1 LAP	2:22.439												
47	1 LAP	2:23.210												
67	1 LAP	2:27.720												
22	1 LAP	2:21.334												
87	1 LAP	2:21.441												
99	1:05.508	2:11.405												
37	1:12.860	2:12.344												
39	1 LAP	2:24.610												
48	1 LAP	2:24.551												
24	1:21.255	2:13.372												
2	1 LAP	2:25.254												
19	1 LAP	2:27.166												
143	1 LAP	2:24.971												
36	1:38.325	2:13.748												
54	1 LAP	2:25.840												
81	1 LAP	2:24.968												
28	1:42.906	2:14.017												
53	1 LAP	2:25.895												
110	1:44.223	2:15.651												
66	1 LAP	2:28.311												
77	1 LAP	2:24.424												
42	1 LAP	2:26.752												
45	2:04.499	2:16.733												
51	1 LAP	2:29.234												

Weather/Track: Sun / Dry

Brno  
 Circuit Length = 5.4030 km.  
 Start: 11:54 End: 12:17

## Pohar cestovnich vozu RACE 2 - CLASSIFICATION

POS	NO	CL	DRIVER	NAT	CAR	TIME	LAPS	GAP	KPH	BEST
1	7	N35	Hynek CHAROUS	CZE	Ferrari F430	23:15.944	11		153.27	2:05.282
2	5	N35	Milan BEZAK	SUI	Porsche GT3	23:20.312	11	4.368	152.79	2:05.568
3	13	D35	Dan SUCHY	CZE	BMW M3 GTR	23:37.972	11	22.028	150.89	2:07.272
4	24	D35	Robert SENKYR	CZE	BMW M3 GTR	23:44.043	11	28.099	150.24	2:07.594
5	27	D35	Petr KACIREK	CZE	BMW M3 GTR	23:44.300	11	28.356	150.22	2:07.803
6	99	N35	Josef PIRIBAUER	AUT	Porsche 996 RSR	23:50.345	11	34.401	149.58	2:08.081
7	10	N35	Petr VACIK	CZE	Ferrari F360	23:53.546	11	37.602	149.25	2:08.320
8	36	D35	Matej KOTRBA	CZE	BMW M3 GTR	24:30.218	11	1:14.274	145.52	2:11.629
9	45	N35	Rudolf MACHANEK	SVK	Porsche 911 GT3 RS	24:51.416	11	1:35.472	143.46	2:13.932
10	28	D35	Robert LUCAK	CZE	BMW M3 GTR	24:57.747	11	1:41.803	142.85	2:12.050
11	57	D20	Pekar JOSEF	CZE	Peugeot 306 Maxi	25:27.166	11	2:11.222	140.10	2:16.904
12	60	D20	Robert PLATENIK	CZE	Skoda Fabia	23:15.805	10	1 LAP	139.35	2:15.405
13	112	D20	Radek BARES	CZE	Alfa Romeo 147 GTA	23:37.487	10	1 LAP	137.22	2:18.554
14	44	D30	Dan SKALICKY	CZE	BMW 1 - 130i	23:44.041	10	1 LAP	136.58	2:20.137
15	47	D30	Daniel MILDE	GER	BMW 1 - 130i	23:51.933	10	1 LAP	135.83	2:19.981
16	22	D30	Daniel ZELINSKY	CZE	BMW 1 - 130i	23:55.616	10	1 LAP	135.48	2:20.106
17	55	D20	Vladimir OSTASEVSKI	CZE	Renault Clio	23:59.366	10	1 LAP	135.13	2:20.088
18	48	D30	Jaroslav JANCIK	CZE	BMW 1 - 130i	24:11.222	10	1 LAP	134.03	2:22.581
19	187	D30	Vladimir HYBACEK	CZE	Seat Leon TDI	24:15.969	10	1 LAP	133.59	2:22.987
20	143	D30	Jan KUPCIK	CZE	BMW 1 - 130i	24:17.684	10	1 LAP	133.43	2:22.521
21	67	D20	Jiri BAZATA	CZE	Skoda Octavia	24:24.709	10	1 LAP	132.79	2:21.510
22	166	D20	Bohumil PFEIFER	CZE	Skoda Octavia Cup	24:54.298	10	1 LAP	130.16	2:26.014
23	53	D20	Martin ZEMAN	CZE	Renault Clio	24:55.897	10	1 LAP	130.02	2:25.567
24	41	D30	Michal BALAZ	CZE	BMW 1 - 130i	24:58.175	10	1 LAP	129.83	2:24.987
25	54	D20	Tomas ROJKA	CZE	Renault Clio	24:58.692	10	1 LAP	129.78	2:25.334
26	51	D20	Jiri SPALEK	CZE	Renault Clio	25:10.359	10	1 LAP	128.78	2:26.664
27	42	D30	Lubomir BRNA	CZE	BMW 1 - 130i	22:32.669	9	2 LAPS	129.41	2:25.913
28	39	D30	Michael JOHN	CZE	BMW 1 - 130i	24:27.998	9	2 LAPS	119.24	2:22.594
29	52	D20	Simon KUBISTA	CZE	Alfa Romeo 156 S2000	25:25.586	9	2 LAPS	114.74	2:15.351
30	37	D35	Marcel KUSIN	CZE	BMW M3 GTR	8:51.969	4	7 LAPS	146.25	2:09.830
31	40	N35	Miroslav FORMAN	CZE	BMW M3 - E92	9:58.730	4	7 LAPS	129.94	2:15.460
32	1	D30	Lumir FIRLA	CZE	BMW 1 - 130i	2:42.314	1	10 LAPS	119.83	

### FASTEST LAP

7	N35	Hynek CHAROUS	Ferrari F430	2:05.282	3	155.25kph	96.47mph
13	D35	Dan SUCHY	BMW M3 GTR	2:07.272	6	152.82kph	94.96mph
52	D20	Simon KUBISTA	Alfa Romeo 156 S2000	2:15.351	2	143.70kph	89.29mph
47	D30	Daniel MILDE	BMW 1 - 130i	2:19.981	9	138.95kph	86.34mph

Weather/Track: Cloud / Dry

Brno  
Circuit Length = 5.4030 km.  
Start: 16:39 End: 17:02

Race Director:	Steward:	Timekeeper:
----------------	----------	-------------



# Pohar cestovnich vozu

## Race 2 - Sector Analysis Report

Lap S1 Time S1 Spd S2 Time S2 Spd S3 Time S3 Spd Lap Time Pit Lap S1 Time S1 Spd S2 Time S2 Spd S3 Time S3 Spd Lap Time Pit

24 SENKYR CZE							BMW M3 GTR					D35			
1	39.719	127.9	49.487	201.4	47.218	190.4	2:16.424	7	33.728	128.7	48.553	203.0	47.188	193.8	2:09.469
2	34.325	129.6	48.622	201.1	46.520	191.1	2:09.467	8	33.951	129.8	48.092	203.7	46.662	191.8	2:08.705
3	33.930	132.5	48.555	201.4	46.581	193.5	2:09.066	9	34.041	134.6	48.834	202.6	46.377	194.2	2:09.252
4	34.058	132.3	48.166	203.7	46.494	190.1	2:08.718	10	33.918	133.3	48.070	201.1	46.176	193.2	2:08.164
5	33.903	132.1	48.224	201.4	46.068	192.8	2:08.195	11	34.092	131.2	48.385	202.2	46.512	172.8	2:08.989
6	33.787	130.9	47.835	202.6	45.972	193.5	2:07.594								

27 KACIREK CZE							BMW M3 GTR					D35			
1	40.074	126.1	49.785	193.5	46.972	189.4	2:16.831	7	34.168	133.8	48.227	196.3	46.652	192.5	2:09.047
2	34.568	133.0	48.319	194.9	46.623	191.4	2:09.510	8	34.245	134.1	48.042	197.0	46.372	190.8	2:08.659
3	34.181	131.2	48.215	196.0	46.478	193.2	2:08.874	9	34.156	129.6	48.881	196.7	46.557	190.1	2:09.594
4	34.175	129.8	48.349	197.4	46.278	192.5	2:08.802	10	33.902	132.8	48.025	196.7	46.202	191.4	2:08.129
5	34.093	133.9	48.157	196.3	46.091	191.8	2:08.341	11	33.994	134.6	48.412	196.0	46.304	193.8	2:08.710
6	33.869	133.9	47.984	196.3	45.950	191.1	2:07.803								

28 LUCAK CZE							BMW M3 GTR					D35			
1	43.480	120.8	52.282	186.8	49.437	183.6	2:25.199	7	35.177	127.3	49.529	187.1	48.863	181.2	2:13.569
2	35.617	128.2	51.581	182.7	49.314	185.8	2:16.512	8	35.301	128.5	50.199	183.6	47.905	181.8	2:13.405
3	35.600	127.8	50.835	184.6	49.240	186.8	2:15.675	9	35.368	128.5	50.156	183.6	47.746	181.5	2:13.270
4	36.485	120.9	50.408	188.1	1:01.193	182.7	2:28.086	10	35.049	125.5	49.423	188.1	47.578	183.6	2:12.050
5	35.030	128.7	49.422	186.5	47.626	187.8	2:12.078	11	35.886	126.3	50.108	185.5	49.094	180.6	2:15.088
6	35.471	129.6	49.508	186.2	47.836	183.9	2:12.815								

36 KOTRBA CZE							BMW M3 GTR					D35			
1	42.569	123.8	52.462	190.1	48.137	186.5	2:23.168	7	34.982	132.5	49.103	191.1	47.834	184.6	2:11.919
2	35.078	130.7	51.643	191.4	48.042	187.8	2:14.763	8	34.911	136.1	49.318	190.8	47.711	186.2	2:11.940
3	34.845	128.2	51.144	191.8	48.013	186.8	2:14.002	9	34.763	131.7	49.011	192.5	49.479	187.1	2:13.253
4	34.948	126.4	50.517	193.2	47.480	186.5	2:12.945	10	34.877	128.4	49.574	189.1	47.934	185.5	2:12.385
5	34.794	132.5	49.163	192.1	47.672	185.8	2:11.629	11	34.986	132.1	49.506	190.8	48.024	185.8	2:12.516
6	34.849	134.6	49.149	189.8	47.700	186.5	2:11.698								

37 KUSIN CZE							BMW M3 GTR					D35			
1	42.075	129.3	51.912	192.8	47.716	185.5	2:21.703	4	34.280	133.4	48.721	192.8	46.829	188.1	2:09.830
2	34.690	132.0	48.758	191.8	46.899	187.8	2:10.347								
3	34.349	131.5	48.750	192.1	46.990	187.1	2:10.089								

39 JOHN CZE							BMW 1 - 130i					D30			
1	47.329	112.0	56.109	176.7	53.555	166.9	2:36.993	6	38.277	117.2	53.805	177.0	52.791	163.6	2:24.873
2	37.878	120.4	53.485	179.1	51.505	171.9	2:22.868	7	38.761	116.3	53.399	178.5	52.055	170.0	2:24.215
3	37.930	120.8	55.648	169.2	1:56.055		3:29.633 Pit	8	38.124	114.7	53.209	178.2	51.595	171.7	2:22.928
4	2:11.136	115.5	54.239	176.7	52.338	169.5	3:57.713	9	37.915	117.5	53.280	178.2	51.399	171.4	2:22.594
5	38.094	118.1	53.652	176.1	54.435	169.8	2:26.181								



Circuit Length - 5.403 kilometres  
Automotodrom  
Brno

Weather/Track: Cloud / Dry

Printed at 17:10, Sunday, 14 September, 2008

© MST Systems Ltd, 2005 (www.mstworld.com)

Page 2

# Pohar cestovnich vozu

## Race 2 - Sector Analysis Report

Lap S1 Time S1 Spd S2 Time S2 Spd S3 Time S3 Spd Lap Time Pit Lap S1 Time S1 Spd S2 Time S2 Spd S3 Time S3 Spd Lap Time Pit

40 FORMAN CZE							BMW M3 - E92				N35			
1	43.142	120.9	52.113	196.7	49.580	188.4	2:24.835	4	35.921	120.8	50.547	196.0	1:34.968	3:01.436 Pit
2	35.569	116.3	50.870	195.2	49.021	186.8	2:15.460							
3	36.373	117.1	50.893	196.0	49.733	185.5	2:16.999							

41 BALAZ CZE							BMW 1 - 130i				D30				
1	53.559	116.8	57.153	177.9	55.054	165.8	2:45.766	7	39.788	118.4	55.117	178.2	52.366	169.8	2:27.271
2	40.809	115.6	54.932	175.6	53.750	166.4	2:29.491	8	39.682	117.3	54.057	177.3	52.446	171.1	2:26.185
3	39.979	114.2	54.738	173.3	54.220	165.8	2:28.937	9	38.359	115.5	53.884	177.9	52.744	169.0	2:24.987
4	39.508	116.7	54.524	177.9	54.012	166.6	2:28.044	10	38.473	122.8	53.958	177.6	55.733	168.2	2:28.164
5	39.359	115.7	54.885	176.4	53.601	167.1	2:27.845								
6	40.265	114.1	55.556	175.8	55.664	165.8	2:31.485								

42 BRNA CZE							BMW 1 - 130i				D30				
1	59.092	112.8	55.270	181.2	53.174	166.9	2:47.536	6	39.187	107.4	55.932	179.4	54.278	166.4	2:29.397
2	39.522	108.1	55.877	180.3	53.298	167.9	2:28.697	7	39.788	109.9	55.541	181.5	52.437	173.9	2:27.766
3	39.610	110.9	54.630	174.7	53.953	170.0	2:28.193	8	38.489	118.8	54.787	182.4	52.637	168.7	2:25.913
4	38.945	117.6	54.522	181.5	54.833	167.1	2:28.300	9	38.696	115.8	54.875	176.7	53.483	166.1	2:27.054
5	39.485	116.2	55.862	175.0	54.466	172.5	2:29.813								

44 SKALICKY CZE							BMW 1 - 130i				D30				
1	46.034	115.3	54.830	177.0	51.534	173.3	2:32.398	7	37.246	123.2	52.367	177.6	50.685	172.2	2:20.298
2	37.943	118.0	53.043	176.4	51.084	171.1	2:22.070	8	37.446	120.1	52.515	177.6	50.736	172.2	2:20.697
3	38.352	117.1	52.720	175.8	51.683	170.8	2:22.755	9	38.265	120.9	52.498	177.0	50.651	173.6	2:21.414
4	37.994	121.4	52.621	180.0	51.765	174.1	2:22.380	10	37.492	122.0	53.027	176.7	50.899	193.5	2:21.418
5	37.344	122.0	52.222	178.5	50.908	173.9	2:20.474								
6	37.206	123.4	52.310	178.8	50.621	170.6	2:20.137								

45 MACHANEK SVK							Porsche 911 GT3 RS				N35				
1	41.948	127.8	52.194	216.4	48.137	205.7	2:22.279	7	35.255	121.2	50.385	210.1	48.792	202.2	2:14.432
2	35.559	128.1	51.380	214.2	48.017	204.1	2:14.956	8	35.484	124.8	50.532	212.5	48.537	203.3	2:14.553
3	35.364	123.2	50.572	216.4	47.996	206.8	2:13.932	9	35.546	119.8	50.348	208.8	48.358	203.7	2:14.252
4	35.560	129.3	51.153	208.4	48.136	204.9	2:14.849	10	35.474	122.3	51.083	210.5	48.923	203.3	2:15.480
5	35.252	124.1	50.916	211.3	48.303	206.8	2:14.471	11	36.135	125.2	51.066	203.3	50.622	188.4	2:17.823
6	35.442	124.4	50.240	209.7	48.707	203.3	2:14.389								

47 MILDE GER							BMW 1 - 130i				D30				
1	46.348	112.5	55.968	176.1	52.338	171.7	2:34.654	7	37.581	122.7	52.529	179.1	50.772	172.5	2:20.882
2	37.851	122.0	53.738	178.5	51.003	173.3	2:22.592	8	37.526	119.7	52.632	179.7	51.500	170.3	2:21.658
3	37.982	117.3	52.533	180.0	51.044	172.5	2:21.559	9	37.011	124.7	52.483	180.3	50.487	173.9	2:19.981
4	37.601	117.9	52.587	179.4	51.996	173.0	2:22.184	10	37.206	116.6	52.552	178.5	57.060	161.9	2:26.818
5	37.547	120.2	52.369	180.6	50.688	173.6	2:20.604								
6	37.330	122.5	52.937	179.7	50.734	171.9	2:21.001								



Circuit Length - 5.403 kilometres  
Automotodrom  
Brno

Weather/Track: Cloud / Dry

Printed at 17:10, Sunday, 14 September, 2008

© MST Systems Ltd, 2005 (www.mstworld.com)

Page 3



# Pohar cestovnich vozu

## Race 2 - Sector Analysis Report

Lap S1 Time S1 Spd S2 Time S2 Spd S3 Time S3 Spd Lap Time Pit Lap S1 Time S1 Spd S2 Time S2 Spd S3 Time S3 Spd Lap Time Pit

48 JANCIK						CZE BMW 1 - 130i						D30			
1	46.874	114.0	56.383	176.1	52.931	170.6	2:36.188	7	37.865	123.8	53.714	175.6	52.514	170.3	2:24.093
2	37.575	125.1	53.498	175.6	51.677	171.7	2:22.750	8	37.917	123.8	53.836	173.3	52.792	169.8	2:24.545
3	37.608	122.8	53.158	175.6	51.815	170.6	2:22.581	9	37.826	121.6	54.740	177.6	52.073	169.8	2:24.639
4	38.019	123.2	54.105	178.5	52.903	171.1	2:25.027	10	38.345	120.4	53.867	176.1	52.364	168.2	2:24.576
5	37.722	120.2	53.223	176.7	51.908	171.7	2:22.853								
6	38.129	122.5	54.121	175.8	51.720	170.0	2:23.970								

51 SPALEK						CZE Renault Clio						D20			
1	54.326	107.6	58.358	173.3	55.971	163.8	2:48.655	7	39.668	109.3	55.563	174.4	53.618	169.0	2:28.849
2	41.868	104.5	56.059	175.0	53.712	166.6	2:31.639	8	39.801	113.3	54.388	174.1	52.634	168.4	2:26.823
3	40.229	112.5	55.540	173.9	54.383	169.2	2:30.152	9	39.387	112.3	54.493	175.3	52.784	167.4	2:26.664
4	40.736	106.8	54.911	176.1	53.856	167.7	2:29.503	10	40.790	110.8	55.050	174.1	53.336	170.3	2:29.176
5	40.409	110.0	54.571	168.4	53.574	167.4	2:28.554								
6	40.616	112.3	56.168	164.3	53.560	168.4	2:30.344								

52 KUBISTA						CZE Alfa Romeo 156 S2000						D20			
1	44.232	116.0	52.683	190.8	49.347	181.8	2:26.262	6	37.215	120.4	53.337	187.5	50.402	178.8	2:20.954
2	35.446	131.3	50.509	189.4	49.396	182.1	2:15.351	7	36.795	122.0	51.493	190.1	51.890	179.7	2:20.178
3	35.376	127.2	50.776	191.4	50.203	183.9	2:16.355	8	38.187	112.6	54.830	176.1	59.702		2:32.719 Pit
4	35.643	125.2	50.462	193.2	1:40.922		3:07.027 Pit	9	58.465	108.4	54.495	176.1	53.358	164.6	2:46.318
5	3:33.240	106.1	55.340	180.3	51.842	177.6	5:20.422								

53 ZEMAN						CZE Renault Clio						D20			
1	1:03.152	110.6	56.543	172.2	53.993	164.3	2:53.688	7	39.020	117.9	54.415	171.1	52.132	166.6	2:25.567
2	39.752	115.2	54.611	172.5	52.791	166.6	2:27.154	8	38.986	116.0	54.756	170.8	52.381	166.9	2:26.123
3	40.259	114.2	54.568	172.5	52.706	167.4	2:27.533	9	39.337	112.7	54.060	174.4	52.573	167.1	2:25.970
4	39.061	118.5	54.220	173.0	52.617	168.4	2:25.898	10	38.645	121.3	54.128	173.0	52.825	164.8	2:25.598
5	39.142	112.5	54.927	173.6	52.908	167.9	2:26.977								
6	39.829	101.5	55.009	174.4	56.551	161.6	2:31.389								

54 ROJKA						CZE Renault Clio						D20			
1	50.674	107.4	58.317	170.3	56.043	161.9	2:45.034	7	39.420	117.9	55.618	170.3	52.150	171.4	2:27.188
2	42.411	109.7	56.276	173.9	53.403	167.9	2:32.090	8	38.747	118.5	54.613	176.4	54.293	167.9	2:27.653
3	39.693	112.1	55.564	174.7	53.016	171.1	2:28.273	9	38.512	124.1	54.330	175.8	52.492	169.0	2:25.334
4	39.343	114.0	54.469	178.2	54.018	166.1	2:27.830	10	38.685	115.7	54.193	174.7	52.851	168.7	2:25.729
5	39.805	120.0	55.009	174.1	52.529	166.4	2:27.343								
6	40.236	112.1	55.978	176.7	56.004	161.9	2:32.218								

55 OSTASEVSKI						CZE Renault Clio						D20			
1	45.038	117.0	56.631	186.2	52.161	178.5	2:33.830	7	37.034	122.3	52.857	184.6	51.413	167.1	2:21.304
2	37.967	120.6	53.598	188.1	50.646	179.1	2:22.211	8	38.249	120.5	52.729	188.8	51.175	175.6	2:22.153
3	37.156	122.3	52.574	189.1	51.147	177.0	2:20.877	9	38.150	123.9	55.174	186.2	56.599	175.0	2:29.923
4	37.288	123.9	52.744	188.1	51.136	177.9	2:21.168	10	38.380	121.8	54.868	185.5	53.591	169.5	2:26.839
5	37.452	119.2	52.834	186.8	50.687	176.4	2:20.973								
6	37.107	124.7	52.568	186.5	50.413	176.4	2:20.088								



Circuit Length - 5.403 kilometres  
Automotodrom  
Brno

Weather/Track: Cloud / Dry

Printed at 17:10, Sunday, 14 September, 2008

© MST Systems Ltd, 2005 (www.mstworld.com)

Page 4

# Pohar cestovnich vozu

## Race 2 - Sector Analysis Report

Lap S1 Time S1 Spd S2 Time S2 Spd S3 Time S3 Spd Lap Time Pit Lap S1 Time S1 Spd S2 Time S2 Spd S3 Time S3 Spd Lap Time Pit

57 JOSEF CZE Peugeot 306 Maxi							D20								
1	44.095	120.2	52.343	181.8	50.214	176.7	2:26.652	7	36.841	126.1	51.170	180.3	49.466	171.4	2:17.477
2	37.329	121.6	51.405	182.4	49.341	177.6	2:18.075	8	37.711	123.5	51.459	181.2	49.399	174.7	2:18.569
3	37.079	126.3	50.737	183.3	49.088	176.7	2:16.904	9	37.043	125.7	51.170	180.0	50.327	174.4	2:18.540
4	37.019	124.7	50.776	182.7	51.123	177.9	2:18.918	10	36.702	127.8	51.096	181.8	50.337	169.0	2:18.135
5	36.844	128.1	51.064	182.4	49.251	175.3	2:17.159	11	37.380	123.1	51.769	180.3	49.984	173.6	2:19.133
6	37.038	125.4	51.311	180.0	49.255	175.6	2:17.604								

60 PLATENIK CZE Skoda Fabia							D20								
1	45.511	115.7	52.719	191.8	49.243	185.5	2:27.473	7	36.465	116.5	51.070	189.1	48.931	184.6	2:16.466
2	36.179	121.8	50.948	191.1	49.165	183.6	2:16.292	8	36.794	118.9	51.539	189.8	49.246	183.6	2:17.579
3	36.481	120.5	51.149	190.1	48.957	184.6	2:16.587	9	37.466	111.9	52.347	189.4	49.174	184.9	2:18.987
4	36.166	110.6	51.277	190.8	51.985	183.9	2:19.428	10	36.718	118.1	52.022	187.8	1:01.575	105.8	2:30.315
5	35.998	115.6	50.498	189.8	48.909	183.9	2:15.405								
6	36.173	118.9	50.999	190.4	50.101	183.9	2:17.273								

67 BAZATA CZE Skoda Octavia							D20								
1	49.088	104.0	56.720	183.9	52.414	175.3	2:38.222	7	40.279	107.0	58.623	177.6	52.538	175.8	2:31.440
2	38.852	113.4	53.429	185.8	50.523	177.0	2:22.804	8	39.706	116.8	55.904	163.3	51.443	176.1	2:27.053
3	37.848	123.2	53.356	181.5	50.753	178.8	2:21.957	9	38.490	118.8	53.557	181.5	51.933	172.2	2:23.980
4	37.219	120.0	52.247	187.1	52.044	177.9	2:21.510	10	38.684	120.9	53.355	180.3	54.060	144.0	2:26.099
5	37.673	116.8	53.576	177.6	51.880	176.1	2:23.129								
6	39.094	113.5	55.807	172.8	53.614	175.0	2:28.515								

99 PIRIBAUER AUT Porsche 996 RSR							N35								
1	41.625	127.3	50.025	206.1	46.791	195.6	2:18.441	7	33.991	133.3	48.276	209.3	47.001	194.5	2:09.268
2	34.141	133.9	48.771	208.0	46.307	196.7	2:09.219	8	33.856	131.7	48.300	208.4	46.235	196.7	2:08.391
3	34.437	128.4	48.919	209.7	46.526	198.5	2:09.882	9	33.688	131.0	48.259	206.5	46.935	197.8	2:08.882
4	34.111	130.4	48.457	208.0	46.162	197.4	2:08.730	10	33.800	128.7	48.640	208.4	46.599	199.2	2:09.039
5	34.223	130.9	48.404	208.0	46.276	196.3	2:08.903	11	33.728	131.8	49.252	207.2	48.529	190.8	2:11.509
6	33.652	137.2	48.259	207.6	46.170	197.4	2:08.081								

112 BARES CZE Alfa Romeo 147 GTA							D20								
1	45.860	111.8	53.386	178.8	51.032	170.3	2:30.278	7	37.251	117.7	51.497	177.6	49.806	171.7	2:18.554
2	38.051	123.5	52.314	177.6	50.165	170.3	2:20.530	8	37.025	124.5	1:00.239	176.7	50.523	169.8	2:27.787
3	37.615	117.1	51.905	176.7	50.090	170.6	2:19.610	9	37.598	124.4	52.274	177.9	51.265	169.2	2:21.137
4	37.122	115.7	51.506	178.5	53.124	169.0	2:21.752	10	37.557	120.8	51.851	176.4	50.403	170.6	2:19.811
5	37.585	115.3	51.489	178.5	50.232	169.5	2:19.306								
6	37.309	119.7	51.614	178.2	49.799	170.0	2:18.722								

143 KUPCIK CZE BMW 1 - 130i							D30								
1	49.705	113.0	56.712	178.2	52.813	172.8	2:39.230	7	37.968	122.5	54.394	180.6	51.897	173.6	2:24.259
2	38.724	121.4	53.934	179.7	51.976	171.9	2:24.634	8	38.581	115.2	55.837	180.3	54.009	171.1	2:28.427
3	38.065	122.3	53.987	176.4	52.386	171.9	2:24.438	9	37.851	125.0	53.317	180.0	51.353	173.0	2:22.521
4	38.185	121.4	53.700	178.5	52.592	165.8	2:24.477	10	37.605	126.4	53.524	178.2	51.617	173.3	2:22.746
5	37.969	125.2	54.317	173.6	51.868	172.2	2:24.154								
6	37.718	124.5	53.514	179.1	51.566	173.3	2:22.798								



Circuit Length - 5.403 kilometres  
Automotodrom  
Brno

Weather/Track: Cloud / Dry

Printed at 17:10, Sunday, 14 September, 2008

© MST Systems Ltd, 2005 (www.mstworld.com)

Page 5

# Pohar cestovnich vozu

## Race 2 - Sector Analysis Report

Lap S1 Time S1 Spd S2 Time S2 Spd S3 Time S3 Spd Lap Time Pit Lap S1 Time S1 Spd S2 Time S2 Spd S3 Time S3 Spd Lap Time Pit

166 PFEIFER							CZE			Skoda Octavia Cup				D20	
1	53.933	113.2	55.907	174.7	55.187	159.0	2:45.027	7	39.794	117.1	54.259	173.9	52.784	165.3	2:26.837
2	39.767	114.8	54.609	174.1	52.881	165.1	2:27.257	8	38.984	116.8	54.540	171.4	52.490	165.1	2:26.014
3	43.830	101.5	55.184	175.0	53.517	168.4	2:32.531	9	39.204	119.2	54.456	173.3	52.554	167.4	2:26.214
4	39.353	116.8	54.470	174.7	54.441	164.8	2:28.264	10	39.008	120.4	54.209	172.2	54.411	166.1	2:27.628
5	39.367	113.9	54.901	174.4	53.079	169.2	2:27.347								
6	39.838	117.6	54.611	173.3	52.730	165.8	2:27.179								

187 HYBACEK							CZE			Seat Leon TDI				D30	
1	48.248	116.5	55.326	173.0	53.524	163.3	2:37.098	7	38.629	122.0	54.115	170.3	52.466	165.6	2:25.210
2	38.551	123.0	53.002	171.1	51.651	168.2	2:23.204	8	39.502	116.2	55.015	171.4	51.918	165.1	2:26.435
3	38.142	122.7	54.583	171.4	51.546	167.7	2:24.271	9	38.117	123.2	53.146	170.3	51.851	164.8	2:23.114
4	37.484	125.2	53.432	171.4	54.366	161.6	2:25.282	10	38.469	120.9	52.921	171.7	51.797	162.8	2:23.187
5	39.401	119.8	53.659	171.9	52.121	165.6	2:25.181								
6	38.736	119.8	53.087	170.8	51.164	166.6	2:22.987								



Circuit Length - 5.403 kilometres  
Automotodrom  
Brno

Weather/Track: Cloud / Dry

Printed at 17:10, Sunday, 14 September, 2008

© MST Systems Ltd, 2005 (www.mstworld.com)

Page 6

## Pohar cestovnich vozu Race 2 - Best Sector Speeds Report

SECTOR 1				SECTOR 2				SECTOR 3				
POS	NO	NAME	SPEED	LAP	NO	NAME	SPEED	LAP	NO	NAME	SPEED	LAP
1	5	BEZAK	141.9	2	5	BEZAK	219.5	8	7	CHAROUS	208.4	8
2	7	CHAROUS	140.0	10	7	CHAROUS	216.8	9	5	BEZAK	208.0	2
3	10	VACIK	138.2	6	45	MACHANEK	216.4	1	45	MACHANEK	206.8	3
4	99	PIRIBAUER	137.2	6	99	PIRIBAUER	209.7	3	13	SUCHY	200.7	1
5	13	SUCHY	136.3	8	10	VACIK	206.5	10	99	PIRIBAUER	199.2	10
6	36	KOTRBA	136.1	8	13	SUCHY	206.5	8	10	VACIK	198.5	10
7	24	SENKYR	134.6	9	24	SENKYR	203.7	4	24	SENKYR	194.2	9
8	27	KACIREK	134.6	11	27	KACIREK	197.4	4	27	KACIREK	193.8	11
9	37	KUSIN	133.4	4	40	FORMAN	196.7	1	44	SKALICKY	193.5	10
10	52	KUBISTA	131.3	2	36	KOTRBA	193.2	4	40	FORMAN	188.4	1
11	28	LUCAK	129.6	6	52	KUBISTA	193.2	4	37	KUSIN	188.1	4
12	45	MACHANEK	129.3	4	37	KUSIN	192.8	1	28	LUCAK	187.8	5
13	57	JOSEF	128.1	5	60	PLATENIK	191.8	1	36	KOTRBA	187.8	2
14	143	KUPCIK	126.4	10	55	OSTASEVSKI	189.1	3	60	PLATENIK	185.5	1
15	187	HYBACEK	125.2	4	28	LUCAK	188.1	4	52	KUBISTA	183.9	3
16	48	JANCIK	125.1	2	67	BAZATA	187.1	4	55	OSTASEVSKI	179.1	2
17	47	MILDE	124.7	9	57	JOSEF	183.3	3	67	BAZATA	178.8	3
18	55	OSTASEVSKI	124.7	6	42	BRNA	182.4	8	57	JOSEF	177.9	4
19	112	BARES	124.5	8	22	ZELINSKY	180.6	1	22	ZELINSKY	176.1	2
20	54	ROJKA	124.1	9	47	MILDE	180.6	5	42	BRNA	173.9	7
21	22	ZELINSKY	123.7	7	143	KUPCIK	180.6	7	47	MILDE	173.9	9
22	44	SKALICKY	123.4	6	44	SKALICKY	180.0	4	143	KUPCIK	173.6	7
23	67	BAZATA	123.2	3	39	JOHN	179.1	2	39	JOHN	171.9	2
24	41	BALAZ	122.8	10	112	BARES	178.8	1	48	JANCIK	171.7	2
25	60	PLATENIK	121.8	2	48	JANCIK	178.5	4	112	BARES	171.7	7
26	53	ZEMAN	121.3	10	41	BALAZ	178.2	7	54	ROJKA	171.4	7
27	40	FORMAN	120.9	1	54	ROJKA	178.2	4	41	BALAZ	171.1	8
28	39	JOHN	120.8	3	1	FIRLA	177.3	1	51	SPALEK	170.3	10
29	166	PFEIFER	120.4	10	51	SPALEK	176.1	4	166	PFEIFER	169.2	5
30	42	BRNA	118.8	8	166	PFEIFER	175.0	3	53	ZEMAN	168.4	4
31	1	FIRLA	113.8	1	53	ZEMAN	174.4	6	187	HYBACEK	168.2	2
32	51	SPALEK	113.3	8	187	HYBACEK	173.0	1				



Circuit Length - 5.403 kilometres  
Automotodrom  
Brno

Weather/Track: Cloud / Dry

## Pohar cestovnich vozu Race 2 - Best Sector Times Report

POS	SECTOR 1			SECTOR 2			SECTOR 3			NAME	IDEAL/BEST LAP COMPARISON			DIFF	
	NO	TIME	LAP	NO	TIME	LAP	NO	TIME	LAP		NO	IDEAL	BEST		LAP
1	7	32.622	3	7	47.424	4	7	44.994	5	7	CHAROUS	2:05.040	2:05.282	3	+ 0.242
2	5	32.907	2	5	47.549	1	5	45.070	2	5	BEZAK	2:05.526	2:05.568	2	+ 0.042
3	13	33.270	9	13	47.632	6	27	45.950	6	13	SUCHY	2:06.857	2:07.272	6	+ 0.415
4	99	33.652	6	24	47.835	6	13	45.955	4	24	SENKYR	2:07.535	2:07.594	6	+ 0.059
5	10	33.690	6	27	47.984	6	24	45.972	6	27	KACIREK	2:07.803	2:07.803	6	+ 0.000
6	24	33.728	7	10	48.228	4	10	46.124	8	10	VACIK	2:08.042	2:08.320	6	+ 0.278
7	27	33.869	6	99	48.259	6	99	46.162	4	99	PIRIBAUER	2:08.073	2:08.081	6	+ 0.008
8	37	34.280	4	37	48.721	4	37	46.829	4	37	KUSIN	2:09.830	2:09.830	4	+ 0.000
9	36	34.763	9	36	49.011	9	36	47.480	4	36	KOTRBA	2:11.254	2:11.629	5	+ 0.375
10	28	35.030	5	28	49.422	5	28	47.578	10	28	LUCAK	2:12.030	2:12.050	10	+ 0.020
11	45	35.252	5	45	50.240	6	45	47.996	3	45	MACHANEK	2:13.488	2:13.932	3	+ 0.444
12	52	35.376	3	52	50.462	4	60	48.909	5	40	FORMAN	2:15.137	2:15.460	2	+ 0.323
13	40	35.569	2	60	50.498	5	40	49.021	2	52	KUBISTA	2:15.185	2:15.351	2	+ 0.166
14	60	35.998	5	40	50.547	4	57	49.088	3	60	PLATENIK	2:15.405	2:15.405	5	+ 0.000
15	57	36.702	10	57	50.737	3	52	49.347	1	57	JOSEF	2:16.527	2:16.904	3	+ 0.377
16	47	37.011	9	112	51.489	5	112	49.799	6	112	BARES	2:18.313	2:18.554	7	+ 0.241
17	112	37.025	8	44	52.222	5	55	50.413	6	47	MILDE	2:19.867	2:19.981	9	+ 0.114
18	55	37.034	7	67	52.247	4	47	50.487	9	22	ZELINSKY	2:19.975	2:20.106	6	+ 0.131
19	22	37.168	6	22	52.316	3	22	50.491	6	67	BAZATA	2:19.989	2:21.510	4	+ 1.521
20	44	37.206	6	47	52.369	5	67	50.523	2	55	OSTASEVSK	2:20.015	2:20.088	6	+ 0.073
21	67	37.219	4	55	52.568	6	44	50.621	6	44	SKALICKY	2:20.049	2:20.137	6	+ 0.088
22	187	37.484	4	187	52.921	10	187	51.164	6	187	HYBACEK	2:21.569	2:22.987	6	+ 1.418
23	48	37.575	2	48	53.158	3	143	51.353	9	143	KUPCIK	2:22.275	2:22.521	9	+ 0.246
24	143	37.605	10	39	53.209	8	39	51.399	9	48	JANCIK	2:22.410	2:22.581	3	+ 0.171
25	39	37.878	2	143	53.317	9	48	51.677	2	39	JOHN	2:22.486	2:22.594	9	+ 0.108
26	41	38.359	9	41	53.884	9	53	52.132	7	41	BALAZ	2:24.609	2:24.987	9	+ 0.378
27	42	38.489	8	53	54.060	9	54	52.150	7	53	ZEMAN	2:24.837	2:25.567	7	+ 0.730
28	54	38.512	9	54	54.193	10	41	52.366	7	54	ROJKA	2:24.855	2:25.334	9	+ 0.479
29	53	38.645	10	166	54.209	10	42	52.437	7	42	BRNA	2:25.448	2:25.913	8	+ 0.465
30	166	38.984	8	51	54.388	8	166	52.490	8	166	PFEIFER	2:25.683	2:26.014	8	+ 0.331
31	51	39.387	9	42	54.522	4	51	52.634	8	51	SPALEK	2:26.409	2:26.664	9	+ 0.255
32	1	46.299	1	1	55.660	1	1	1:00.355	1	1	FIRLA	2:42.314	2:42.314	1	+ 0.000

'Perfect Lap' - 2:05.040



Circuit Length - 5.403 kilometres  
Automotodrom  
Brno

Weather/Track: Cloud / Dry

# Pohar cestovnich vozu

## RACE 2 - LAP CHART

Lap 1			Lap 2			Lap 3			Lap 4			Lap 5		
No	Behind	Laptime	No	Behind	Laptime	No	Behind	Laptime	No	Behind	Laptime	No	Behind	Laptime
5		2:10.599	5		2:05.568	7		2:05.282	7		2:05.509	7		2:05.787
7	1.244	2:11.843	7	1.226	2:05.550	5	0.353	2:06.861	39	1 LAP	3:29.633P	5	1.271	2:06.077
13	3.625	2:14.224	13	6.910	2:08.853	13	8.454	2:08.052	5	0.981	2:06.137	13	12.926	2:08.405
24	5.825	2:16.424	24	9.724	2:09.467	24	12.282	2:09.066	13	10.308	2:07.363	24	17.899	2:08.195
27	6.232	2:16.831	27	10.174	2:09.510	27	12.540	2:08.874	24	15.491	2:08.718	27	18.387	2:08.341
10	6.980	2:17.579	10	11.122	2:09.710	10	14.527	2:09.913	27	15.833	2:08.802	10	20.594	2:08.670
99	7.842	2:18.441	99	11.493	2:09.219	99	14.867	2:09.882	10	17.711	2:08.693	99	21.204	2:08.903
37	11.104	2:21.703	37	15.883	2:10.347	37	19.464	2:10.089	99	18.088	2:08.730	36	42.536	2:11.629
45	11.680	2:22.279	45	21.068	2:14.956	45	28.492	2:13.932	37	23.785	2:09.830	45	46.516	2:14.471
36	12.569	2:23.168	36	21.764	2:14.763	36	29.258	2:14.002	36	36.694	2:12.945	60	1:01.214	2:15.405
40	14.236	2:24.835	40	24.128	2:15.460	40	34.619	2:16.999	45	37.832	2:14.849	28	1:03.579	2:12.078
28	14.600	2:25.199	52	25.446	2:15.351	28	34.711	2:15.675	60	51.596	2:19.428	57	1:03.737	2:17.159
52	15.663	2:26.262	28	25.544	2:16.512	52	35.293	2:16.355	57	52.365	2:18.918	112	1:17.505	2:19.306
57	16.053	2:26.652	60	27.598	2:16.292	60	37.677	2:16.587	28	57.288	2:28.086	55	1:25.088	2:20.973
60	16.874	2:27.473	57	28.560	2:18.075	57	38.956	2:16.904	112	1:03.986	2:21.752	44	1:26.106	2:20.474
112	19.679	2:30.278	112	34.641	2:20.530	112	47.743	2:19.610	55	1:09.902	2:21.168	22	1:26.851	2:20.427
44	21.799	2:32.398	44	38.301	2:22.070	55	54.243	2:20.877	44	1:11.419	2:22.380	47	1:27.622	2:20.604
55	23.231	2:33.830	55	39.874	2:22.211	44	54.548	2:22.755	22	1:12.211	2:21.913	67	1:33.651	2:23.129
47	24.055	2:34.654	47	41.079	2:22.592	22	55.807	2:21.038	47	1:12.805	2:22.184	48	1:35.428	2:22.853
22	25.114	2:35.713	22	41.277	2:21.731	47	56.130	2:21.559	67	1:16.309	2:21.510	187	1:41.065	2:25.181
48	25.589	2:36.188	48	42.771	2:22.750	48	58.844	2:22.581	48	1:18.362	2:25.027	143	1:42.962	2:24.154
39	26.394	2:36.993	39	43.694	2:22.868	67	1:00.308	2:21.957	187	1:21.671	2:25.282	39	1 LAP	3:57.713
187	26.499	2:37.098	187	44.135	2:23.204	187	1:01.898	2:24.271	143	1:24.595	2:24.477	41	2:06.112	2:27.845
67	27.623	2:38.222	67	44.859	2:22.804	143	1:05.627	2:24.438	40	1:30.546	3:01.436P	166	2:06.455	2:27.347
143	28.631	2:39.230	143	47.697	2:24.634	41	1:21.519	2:28.937	52	1:36.811	3:07.027P	54	2:06.599	2:27.343
1	31.715	2:42.314P	166	56.117	2:27.257	42	1:21.751	2:28.193	41	1:44.054	2:28.044			
166	34.428	2:45.027	41	59.090	2:29.491	166	1:22.140	2:32.531	42	1:44.542	2:28.300			
54	34.435	2:45.034	42	1:00.066	2:28.697	54	1:22.722	2:28.273	166	1:44.895	2:28.264			
41	35.167	2:45.766	54	1:00.957	2:32.090	53	1:25.700	2:27.533	54	1:45.043	2:27.830			
42	36.937	2:47.536	51	1:04.127	2:31.639	51	1:27.771	2:30.152	53	1:46.089	2:25.898			
51	38.056	2:48.655	53	1:04.675	2:27.154				51	1:51.765	2:29.503			
53	43.089	2:53.688												

Weather/Track: Cloud / Dry

www.mstworld.com

Page 1 of 3

Brno  
Circuit Length = 5.4030 km.  
Start: 16:39 End: 17:02

Printed - 17:10 Sunday, 14 September 2008

**Pohar cestovnich vozu**  
**RACE 2 - LAP CHART**

(contd.)

Lap 6			Lap 7			Lap 8			Lap 9			Lap 10		
No	Behind	Laptime	No	Behind	Laptime	No	Behind	Laptime	No	Behind	Laptime	No	Behind	Laptime
7		2:06.599	7		2:06.433	7		2:07.914	7		2:07.181	7		2:06.903
53	1 LAP	2:26.977	5	3.147	2:07.715	48	1 LAP	2:24.093	55	1 LAP	2:22.153	5	3.876	2:08.212
5	1.865	2:07.193	39	2 LAPS	2:26.181	5	2.651	2:07.418	22	1 LAP	2:21.659	112	1 LAP	2:21.137
42	1 LAP	2:29.813	13	16.893	2:09.727	187	1 LAP	2:25.210	5	2.567	2:07.097	44	1 LAP	2:21.414
51	1 LAP	2:28.554	166	1 LAP	2:27.179	143	1 LAP	2:24.259	47	1 LAP	2:21.658	22	1 LAP	2:21.453
13	13.599	2:07.272	24	21.930	2:09.469	67	1 LAP	2:31.440	13	17.986	2:08.162	47	1 LAP	2:19.981
24	18.894	2:07.594	27	22.205	2:09.047	13	17.005	2:08.026	48	1 LAP	2:24.545	13	19.701	2:08.618
27	19.591	2:07.803	41	1 LAP	2:31.485	24	22.721	2:08.705	24	24.792	2:09.252	55	1 LAP	2:29.923
10	22.315	2:08.320	42	1 LAP	2:29.397	27	22.950	2:08.659	27	25.363	2:09.594	24	26.053	2:08.164
99	22.686	2:08.081	10	25.316	2:09.434	39	2 LAPS	2:24.873	187	1 LAP	2:26.435	27	26.589	2:08.129
36	47.635	2:11.698	99	25.521	2:09.268	99	25.998	2:08.391	99	27.699	2:08.882	99	29.835	2:09.039
45	54.306	2:14.389	53	1 LAP	2:31.389	10	26.391	2:08.989	10	28.072	2:08.862	10	30.091	2:08.922
28	1:09.795	2:12.815	54	1 LAP	2:32.218	166	1 LAP	2:26.837	143	1 LAP	2:28.427	48	1 LAP	2:24.639
60	1:11.888	2:17.273	51	1 LAP	2:30.344	53	1 LAP	2:25.567	67	1 LAP	2:27.053	187	1 LAP	2:23.114
57	1:14.742	2:17.604	52	2 LAPS	5:20.422	41	1 LAP	2:27.271	39	2 LAPS	2:24.215	143	1 LAP	2:22.521
112	1:29.628	2:18.722	36	53.121	2:11.919	42	1 LAP	2:27.766	166	1 LAP	2:26.014	67	1 LAP	2:23.980
55	1:38.577	2:20.088	45	1:02.305	2:14.432	54	1 LAP	2:27.188	53	1 LAP	2:26.123	39	2 LAPS	2:22.928
44	1:39.644	2:20.137	28	1:16.931	2:13.569	52	2 LAPS	2:20.954	41	1 LAP	2:26.185	36	1:08.701	2:12.385
22	1:40.358	2:20.106	60	1:21.921	2:16.466	51	1 LAP	2:28.849	36	1:03.219	2:13.253	166	1 LAP	2:26.214
47	1:42.024	2:21.001	57	1:25.786	2:17.477	36	57.147	2:11.940	42	1 LAP	2:25.913	41	1 LAP	2:24.987
48	1:52.799	2:23.970	112	1:41.749	2:18.554	45	1:08.944	2:14.553	52	2 LAPS	2:20.178	53	1 LAP	2:25.970
67	1:55.567	2:28.515	55	1:53.448	2:21.304	28	1:22.422	2:13.405	54	1 LAP	2:27.653	42	1 LAP	2:27.054
187	1:57.453	2:22.987	44	1:53.509	2:20.298	60	1:31.586	2:17.579	51	1 LAP	2:26.823	54	1 LAP	2:25.334
143	1:59.161	2:22.798	22	1:54.671	2:20.746	57	1:36.441	2:18.569	45	1:16.015	2:14.252	45	1:24.592	2:15.480
			47	1:56.473	2:20.882	112	2:01.622	2:27.787	28	1:28.511	2:13.270	52	2 LAPS	2:32.719P
						44	2:06.292	2:20.697	60	1:43.392	2:18.987	51	1 LAP	2:26.664
									57	1:47.800	2:18.540	28	1:33.658	2:12.050
												57	1:59.032	2:18.135
												60	2:06.804	2:30.315

Weather/Track: Cloud / Dry

Brno  
 Circuit Length = 5.4030 km.  
 Start: 16:39 End: 17:02

**Pohar cestovnich vozu**  
**RACE 2 - LAP CHART**

(contd.)

Lap 11			Lap 12			Lap 13			Lap 14			Lap 15		
No	Behind	Laptime	No	Behind	Laptime	No	Behind	Laptime	No	Behind	Laptime	No	Behind	Laptime
7		2:06.943												
5	4.368	2:07.435												
112	1 LAP	2:19.811												
13	22.028	2:09.270												
44	1 LAP	2:21.418												
24	28.099	2:08.989												
27	28.356	2:08.710												
99	34.401	2:11.509												
47	1 LAP	2:26.818												
10	37.602	2:14.454												
22	1 LAP	2:30.830												
55	1 LAP	2:26.839												
48	1 LAP	2:24.576												
187	1 LAP	2:23.187												
143	1 LAP	2:22.746												
67	1 LAP	2:26.099												
39	2 LAPS	2:22.594												
36	1:14.274	2:12.516												
45	1:35.472	2:17.823												
166	1 LAP	2:27.628												
53	1 LAP	2:25.598												
28	1:41.803	2:15.088												
41	1 LAP	2:28.164												
54	1 LAP	2:25.729												
51	1 LAP	2:29.176												
52	2 LAPS	2:46.318												
57	2:11.222	2:19.133												

Weather/Track: Cloud / Dry